



"This budget will raise more revenue from property taxes than last year's budget by an amount of \$5,266 which is a .02 percent increase from last year's budget. The property tax revenue to be raised from new property added to the tax roll this year is \$688,602.

	Tax Year 2022 FY2023	Tax Year 2023 FY2024
No New Revenue Tax Rate	.292678 / 100 assessed value	.270245 / 100 assessed value
No New Revenue M&O Tax Rate	.169977 / 100 assessed value	.192758 / 100 assessed value
Voter Approval Tax Rate	.299109 / 100 assessed value	.295058 / 100 assessed value
Debt Rate	.120583 / 100 assessed value	.102300 / 100 assessed value

Total City Debt Obligations Secured by a Tax Rate: \$112,120,000



August 11, 2023

Mayor Trace Johannesen
Members of the Rockwall City Council
City of Rockwall, Texas

Mayor Johannesen and Councilmembers:

The following pages outline the Proposed Budget for the City of Rockwall for the upcoming fiscal year, October 1, 2023 to September 30, 2024. The budget includes the revenues and expenses the City anticipates over the next year, and has been prepared in conformity with the City Charter requirements and our conservative approach to preparing the annual operating budget.

As always, the City aims to provide exceptional services and the resources to accommodate the rapid growth of our community, while also maintaining a low tax rate relative to our surrounding communities. City staff has compiled this budget in accordance with fiscally conservative principles, while keenly aware of the needs of our growing City.

The local economy has been strong with significant growth in non-construction related revenues. Sales tax revenue is running well ahead of projections made this time last year. The City's financial condition is strong and continuing to further improve. The sales tax revenue is the highest in the City's history, exceeding our budget projections by 5.17% fiscal year-to-date. As stated before, this growth is due in part to changes in the way online purchases are taxed and distributed to the taxing entities as well as growth in all sectors of the economy in this city, region, and state. We remain a regional shopping destination and our residents continue to support our local merchants. In comparing to other cities, we find our per-capita sales tax revenue well ahead of others similarly situated cities in the Metroplex. We cannot begin to assume that we will continue to see such strong growth as we go into the prolonged I-30 construction work.

The City's strong financial position going into FY2024 allows staff to continue to provide residents and businesses with outstanding public safety and top-notch parks amenities while focusing on the continual updating of our facilities and street maintenance needs.

Adopted Tax Rate

This budget proposes a tax rate of 27.0245 cents per hundred dollars of assessed value. This is a decrease of 2.22 cents from the previous fiscal year. The decreased tax rate represents the City's efforts to maintain a low tax rate, while maximizing the benefits provided to residents and businesses within the City. Of this tax rate, approximately 59% will be dedicated to operations and maintenance in the General Fund, and 41% will be allocated to debt service.

State legislatures, a few years ago, added new terminology and modifications to the process for tax rate calculations. The No New Revenue Rate ("NNR") is the rate that keeps tax revenues from existing properties the same as the preceding year. The estimated NNR rate for the upcoming fiscal year is 29.2678 cents per hundred dollars of assessed value. The Voter Approved Tax Rate ("VATR") allows for a 3.5% increase in tax revenue as the highest rate a council can impose without prior approval by voters. However, cities may add any portion of the unused VATR for a fiscal year to the VATR of the following year. This privilege extends for up to three years but has not been something we have chosen to pursue.

The average taxable value for a single-family homestead is \$392,425. This is an increase of 8.2% from the previous year's average of \$362,742. With a property tax rate of 27.0245 cents, the municipal tax paid on the average single-family home will be \$1,061. This is a decrease of \$1 from the previous year's average tax bill to property owners.

Adopted General Fund Expenditures

The General Fund accounts for any expenditures related to traditional government services, such as Administration, Public Safety, Parks and Recreation, Engineering, and Municipal Court. Revenues supporting the General Fund are generated from sources such as sales tax, franchise fees, building permit fees, ad valorem property taxes, and Court fines.

General fund revenues for this fiscal year total \$52,018,750, an increase of 5.825% from the prior budget. The sales tax rate remains at 8.25%, the maximum allowed by state law. Of that amount, 1.5% is allocated to the City's general fund and 0.5% to the economic development corporation. With this rate, the City is projected to generate \$27,050,000 in sales tax revenue for the general fund, which is the same as the amended sales tax budget for fiscal year 2023. We experienced double digit increases 9 of 12 months in FY2022 we've only experienced that 2 of the 11 months this fiscal year. We can't responsibly project large increases again and balance a budget based on it. Projecting flat revenues remains the most conservative approach.

Operating expenditures in the general fund total \$51,126,500, a 5.86% increase from the prior year budget. The available ending fund balance for fiscal year 2023 is projected to be \$29,138,946, leaving 221 days or 7.33 months of expenditures in reserve. The City's policy allows for reserves in excess of 3.5 months of recurring expenditures be available for use to fund capital projects, capital equipment, or other one-time purchases. This year's budget reserve is solidly

within the City’s overall policy. Reserves of this size will allow the City to build capital projects such as a new fire station from reserves rather than paying debt service.

The following points outline the financial commitments and priorities of the General Fund for the upcoming fiscal year.

The single largest expense a service organization such as a City has is the compensation of our employees. The economic conditions that we have experienced with high inflation and rising interest costs has a significant impact on our employees and our ability to retain them. We have employees who drive significant distances and bear the extra cost of fuel in their daily commutes. Many of these long-tenured employees have highly marketable knowledge and skills we simply do not want to lose. The following budget document is heavier on employee compensation and lighter on new positions and equipment. We continue to strive to retain our workforce and attract new employees as we have several difficult to fill positions – in Police but also in Public Works. Both areas are highly important and very hard to fill with qualified candidates.

In preparing the adopted budget, we again surveyed our market cities. After several years of aggressive increases the increases have slowed but are still in the 2% - 4% range across our market. We are proposing significant additional salary increases in the coming year and need to do so in order to be competitive in our hiring and retention efforts.

Police Officers	4.5%	Market adjustment
Police Sergeants	2.5%	Market adjustment
Police Lieutenants	3.5%	Market adjustment
Firefighters	7.0%	Market adjustment
Fire Drivers	4.5%	Market adjustment
Fire Captains	2.0%	Market adjustment
Communication Dispatchers	7.5%	Market adjustment
Non-sworn city employees	2.5%	Market adjustment

These market adjustments are in addition to the city’s merit-based pay system which includes step raises and top-out pay for solid work performance throughout the year.

Personnel Additions:

- Police: The fiscal year 2024 budget includes a new Lieutenant position as well as administrative assistance in CID. In addition, a new Community Services Officer will be staffed to assist with the workload of all the events and community interactions of this division.
- Harbor Maintenance: In addition to the Harbor this small team of two maintains all of the Downtown public areas. We are adding two maintenance workers to assist.

Facilities Changes:

- PD South: While we begin the process of studying our space needs and developing a comprehensive plan to address our current and future facilities we have a great need for additional space today. In FY2022 we leased office space in the Rockwall Technology Park for Police Community Service and Traffic divisions. Additional space in the building is coming available this Fall. Staff proposes to lease this space to move other Police divisions including CID to that building freeing up much needed area in the Police Station for Patrol and other uniformed functions. We also need office space for Fire Administration in Station #1 now and Fire Marshal personnel who are currently working in the living quarters of Station #3. The Chief's are collaborating on the best ways to use the space coming available in order to meet their needs for many years to come. There will be costs associated with moving in this space which are being calculated at this time and will be presented to Council before the final decision on the lease is made.
- Street Operations: The adopted budget includes an approximate 7.7% increase in maintenance projects. This includes both asphalt and concrete street repair projects which extend the useful life of our roadways. Much of this increase is specifically slated for extension of city sidewalks to promote walkability to the Downtown area as well as access to schools. This will not be a large-scale addition of sidewalks; rather this is intended to fill in gaps where sidewalks start and end without a logical stopping point.
- Major Equipment Purchases: As mentioned previously, City policy provides that reserves in excess of 3.5 months of recurring operating expenditures may be used for capital purchases. A list is included behind this transmittal.

While the adopted budget accounts for the most-anticipated needs of each department, revenue patterns and expenditures are monitored throughout the budget period to allow for spending adjustments where needed. This will be especially important as we gauge the impact of the I-30 construction on retail sales.

Water and Sewer Fund

The City anticipates entering FY23 with \$13,957,163 in the Water and Wastewater Fund's working capital balance. Revenues are expected to be \$40,044,050 with \$41,518,450 in expected expenses.

The Fund's balance allows for 123 days of reserve for operating expenses. This is well ahead of the City's policy of 60 days of working capital in reserve. The balance allows funding for maintenance and future projects to ensure that the City's infrastructure continues to support the Water and Wastewater needs of residents.

The most notable Water and Wastewater expense in the adopted budget remain attributable to unfunded federal mandates. In addition, 76% of our water and wastewater expenditures are out of our control and determined by NTMWD.

In Water Operations, the EPA has required water systems to inspect water mains and service lines on private property to catalog the presence of lead pipes. This will then result in the development of a lead service line replacement plan. We do not expect to find many but are in the two-year process of inspecting every property in the City. This is an unfunded federal requirement that will approach \$400,000 over the inspection period. Also, we need to begin the engineering process to prepare to paint the Southside Water Tower. The painting may involve moving cell antennas and we must ensure that the cell service for the area will not be impacted. This may entail temporary trucks. This is the oldest water tower in our system so we will need to have it inspected to determine if other repairs need to be completed during the painting process. Painting it is estimated to cost about \$1million so we will budget that in the next fiscal year.

NTMWD is proposing a significant increase in treated water due in large part to the expense associated with Bois d' Arc lake and treatment plant. While it is not finalized until the Board meets in September the projected increase is 8.8%.

Sewer Operations includes \$162,000 for continuation of the Capacity Monitoring (CMOM) inspection which is another EPA program and is a ten-year program to complete. The largest portion of the Sewer Operations budget though is attributable to the debt service for the interceptor line that carries wastewater from Rockwall to Mesquite and the operation of the two treatment plants in Rockwall all of which are increasing in cost due in large part to the increased prices for chemicals and electricity. The South sewer treatment plant is aging and requires some capital upgrades to keep it operating a few more years. We intend to close both the Squabble and Buffalo treatment plants when the capacity in the interceptor line increases sufficiently to allow all wastewater to go to the Mesquite plant. This date has been a moving target.

Recreation Development Fund

The Recreation Development Fund is financed by fees from recreation programs and concession agreements with the marinas, which operate in the takeline. The funds are used to support the creation of new parks and recreation programs and enhancement of parks amenities. The adopted budget includes funds for parking lot lighting replacement at Harry Myers and Kidzone, and rehab work on the Hickory Ridge Pickleball Courts and basketball courts, as well as Shores Park playground. New furniture at the Harry Myers Community Building is proposed as well.

Hotel Occupancy Tax Fund

The Hotel Occupancy Tax Fund is financed by a 7% tax on hotel rooms and short-term rentals within the City. The funds from this tax are used to support projects promoting the tourism industry and marketing the city as a leisure destination.

Fund revenues for FY2024 are expected to be more than \$1,800,000. The reserves are projected to exceed \$1,699,735 at the end of FY2023. Hotel occupancies have been strong this year and the associated tax revenue illustrates this. The area hotels were hard hit by the decline in travel due to COVID but have all rebounded. Area organizations have submitted funding applications, which will be reviewed by the HOT subcommittee with their recommendation for funding presented to the Council in September.

Risk Management

The Human Resources department monitors the City's risk management function and they focus on workforce safety training and risk mitigation efforts on the worker safety component. The effort to monitor the liability claims has been managed within the departments themselves. While we have seen improvement in Auto claims which has been due to the combined efforts on the part of HR and department leader's focus. Auto Damage coverage had increased by 24% in FY2023 but was flat for FY2024.

Property and Liability Insurance rates have increased again due to our claims experience combined with the ever-increasing cost and availability of repair parts. Property insurance premiums have increased by 15%, and liability premiums have increased by 9%.

Conclusion

The above sections highlight the major portions of the FY2024 adopted budget. The department directors provided their insight and subject matter expertise into the development of this budget. Their support in the completion of this lengthy project cannot be overstated. The Finance Department staff including Misty Farris worked many hours to prepare the presentation format of the budget and their efforts must be recognized both in the budget setting process and throughout the year to assist the departments in managing their budgets. City staff and directors look forward to working with the Council in further development, approval, and implementation of this budget.

Respectfully submitted,



Mary Smith

City Manager

City of Rockwall
2023-2024 Adopted Budget Capital
Requests and New Programs from
General Fund Reserves

<u>Department</u>	<u>Item/Description</u>	<u>Budget</u>
Information Technology	AW Security software and Segmentation	106,850
Internal Operations	Access Control FS#1 and FS#2	43,715
	Paint The Center and Court	64,135
	City Hall Windows	48,700
	Animal Adoption Center HVAC	116,500
	Generator Project Phase III	395,000
Fire Marshal	Replace Inspector Truck	60,000
Police	Patrol Vehicles	1,053,850
	Motorcycle replacement	61,000
	Taser Replacement	452,250
Planning	Impact Fee Study Update	50,000
Parks	Building Phase II	55,000
	Toro Dingo	55,000
Harbor	Fountain LED Change-out	100,000
Animal Services	Building Upgrades	60,100
Engineering	Watershed Update Study	95,000
		\$ 2,817,100

SUMMARY OF OPERATIONS

Fund

01 General

	Actual 21-22	Budgeted 22-23	Amended 22-23	Adopted 23-24
Total Revenues	55,403,953	49,156,400	51,584,400	52,166,650
Total Operating Expenditures	43,567,830	45,857,400	46,217,935	48,389,750
Capital Reserve Expenditures	-	2,419,050	2,542,400	2,817,100
Excess Revenues Over (Under) Expenditures	11,836,123	879,950	2,824,065	959,800
Net Other Financing Sources (Uses)	(3,786,500)	(2,900,450)	(1,800,450)	(3,175,450)
Net Gain (Loss)	8,049,623	(2,020,500)	1,023,615	(2,215,650)
Fund Balance - Beginning	31,685,323	30,414,848	39,734,946	40,758,561
Fund Balance - Ending	39,734,946	28,394,348	40,758,561	38,542,911

SUMMARY OF REVENUES

Fund
01 General

Account	Description	Actual 21-22	Budgeted 22-23	Amended 22-23	Adopted 23-24
4100	Current Taxes	13,609,457	13,910,850	13,910,850	14,645,600
4105	Delinquent Taxes	87,823	80,000	80,000	80,000
4110	Penalty & Interest	75,223	60,000	60,000	60,000
Total Property Taxes		13,772,503	14,050,850	14,050,850	14,785,600
4150	Sales Taxes	25,720,309	25,800,000	26,820,000	27,050,000
4155	Beverage Taxes	344,053	200,000	250,000	250,000
Total Sales Taxes		26,064,362	26,000,000	27,070,000	27,300,000
4201	Electrical Franchise	2,182,952	2,065,000	2,265,000	2,300,000
4203	Telephone Franchise	75,186	70,000	63,000	63,000
4205	Gas Franchise	706,315	650,000	900,000	850,000
4207	Cable TV Franchise	281,667	295,000	285,000	285,000
4209	Garbage Franchise	403,234	360,000	395,000	395,000
Total Franchise Fees		3,649,354	3,440,000	3,908,000	3,893,000
4250	Park & Recreation Fees	30,354	18,000	28,000	20,000
4251	Municipal Pool Fees	11,074	22,000	22,000	20,000
4253	Center Rentals	26,037	15,000	15,000	15,000
4255	Harbor Rentals	7,290	1,000	1,000	1,000
4270	Code Enforcement Fees	54,526	15,000	45,000	20,000
4280	Zoning Request Fees	108,412	75,000	75,000	75,000
4283	Construction Inspection	1,307,276	500,000	1,200,000	600,000
4295	Fire - Plans	5,700	4,500	4,500	4,500
Total Fees		1,550,668	650,500	1,390,500	755,500

SUMMARY OF REVENUES

Fund

01 General

Account	Description	Actual 21-22	Budgeted 22-23	Amended 22-23	Adopted 23-24
4300	Building Permits	1,123,763	1,150,000	900,000	900,000
4302	Fence Permits	28,225	20,000	20,000	20,000
4304	Electrical Permits	60,141	25,000	40,000	40,000
4306	Plumbing Permits	73,640	50,000	60,000	60,000
4308	Mechanical Permits	28,665	55,000	35,000	35,000
4310	Daycare Center Permits	4,643	5,500	5,500	5,500
4312	Health Permits	117,096	132,000	122,000	128,000
4314	Sign Permits	17,425	20,000	20,000	20,000
4288	Beverage Permits	10,855	15,000	15,000	15,000
4320	Miscellaneous Permits	108,082	65,000	100,000	75,000
Total Permits		1,572,535	1,537,500	1,317,500	1,298,500
4400	Court Fines	233,761	275,000	275,000	275,000
4402	Court Fees	58,485	60,000	60,000	60,000
4404	Warrant Fees	21,333	30,000	30,000	30,000
4406	Court Deferral Fees	94,394	90,000	90,000	90,000
4408	Animal Registration Fees	4,717	5,000	5,000	5,000
4414	Alarm Fees and Fines	65,982	62,000	62,000	62,000
Total Municipal Court		478,671	522,000	522,000	522,000
4001	Interest Earnings	5,078	50,000	800,000	750,000
4007	Sale of Supplies	55	500	500	500
4010	Auction/Scrap Proceeds	13,637	20,000	20,000	20,000
4019	Miscellaneous	259,680	30,000	70,000	50,000
4450	Land Sales	10	-	-	-
4460	Lease Revenue	-	-	-	62,600
4480	Tower Leases	23,516	25,000	25,000	25,000
4680	Developer Contributions	65,050	30,000	30,000	-
Total Miscellaneous		367,025	155,500	945,500	908,100
4500	Grant Proceeds	6,788,994	1,463,150	1,013,150	1,026,000
4510	School Patrol	635,149	741,200	771,200	941,600
4520	County Contracts	240	1,000	1,000	1,000
4530	City Contracts	524,452	594,700	594,700	735,350
Total Intergovernmental		7,948,835	2,800,050	2,380,050	2,703,950
Total Revenues		55,403,953	49,156,400	51,584,400	52,166,650

SUMMARY OF OPERATING TRANSFERS

Fund
01 General

	Actual 21-22	Budgeted 22-23	Amended 22-23	Adopted 23-24
Other Financing Sources				
Operating Transfers In:				
From Water & Sewer	300,000	400,000	400,000	400,000
From Vehicle Acquisition Fund	-	-	1,100,000	-
Total Other Financing Sources	300,000	400,000	1,500,000	400,000
Other Financing Uses				
Operating Transfers Out:				
To Rec. Dev. Fund	837,000	-	-	-
To Employee Benefit Fund (Ins.)	2,750,000	2,750,000	2,750,000	3,000,000
To Workers Compensation Fund	200,000	225,000	225,000	250,000
To Tech. Replacement Fund	299,500	325,450	325,450	325,450
To Vehicle Replacement Fund	-	-	-	-
Total Other Financing Uses	4,086,500	3,300,450	3,300,450	3,575,450
Less Capital Reserve	-	-	-	-
Net Other Financing Sources (Uses)	(3,786,500)	(2,900,450)	(1,800,450)	(3,175,450)

SUMMARY OF EXPENDITURES

Fund

01 General

Dept.	Div.		Actual 21-22	Budgeted 22-23	Amended 22-23	Adopted 23-24
10	01	Mayor/Council	128,635	147,850	131,350	153,950
10	05	Administration	2,022,090	2,289,400	2,273,400	2,287,150
10	06	Administrative Services	479,762	473,050	473,800	492,350
10	07	Information Technology	1,064,893	1,140,650	1,053,650	1,174,750
10	09	Internal Operations	3,110,915	2,774,000	3,261,750	3,213,300
15	11	Finance	768,490	1,146,200	1,164,200	1,153,100
15	15	Municipal Court	491,523	526,150	564,150	508,250
20	25	Fire Operations	6,243,824	7,313,650	6,993,150	7,712,250
20	29	Fire Marshal	707,205	887,550	889,550	849,900
30	31	Police Administration	1,499,256	1,657,550	1,602,550	1,775,350
30	32	Communications	1,470,317	1,738,500	1,713,500	1,735,200
30	33	Patrol	7,626,757	8,171,750	8,265,750	9,208,600
30	34	CID	2,001,527	2,316,450	2,416,450	2,434,700
30	35	Community Services	1,844,719	2,146,750	2,372,750	2,113,050
30	36	Warrants	252,430	282,250	282,250	292,100
30	37	Records	341,739	357,350	369,350	361,200
40	41	Planning	802,577	959,800	907,800	1,032,550
40	42	Neighborhood Improv.	500,288	600,500	591,500	601,100
40	43	Building Inspections	858,115	955,800	955,800	969,700
45	45	Parks	3,165,124	3,647,550	3,655,050	3,785,900
45	46	Harbor O&M	548,249	627,000	713,885	844,650
45	47	Recreation	1,040,501	1,181,500	1,181,500	1,228,750
45	48	Animal Services	651,502	650,700	656,700	834,600
50	53	Engineering	1,266,249	1,322,900	1,320,900	1,362,200
50	59	Streets	4,681,143	4,961,600	4,949,600	5,134,200
			43,567,830	48,276,450	48,760,335	51,258,850
Less Capital Reserve			-	2,419,050	2,542,400	2,817,100
Total Operating Expenditures			43,567,830	45,857,400	46,217,935	48,441,750

DIVISION SUMMARY

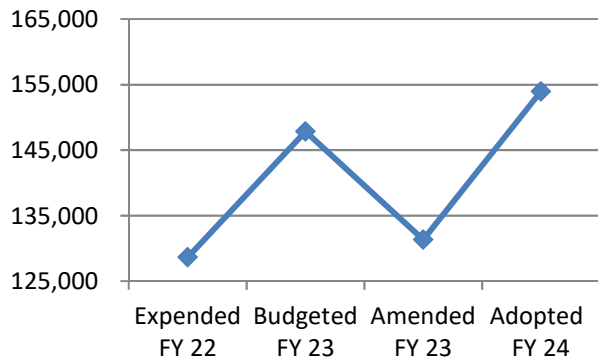
Fund	Department	Division
01 General	10 General Government	01 Mayor/Council

Expenditure Summary

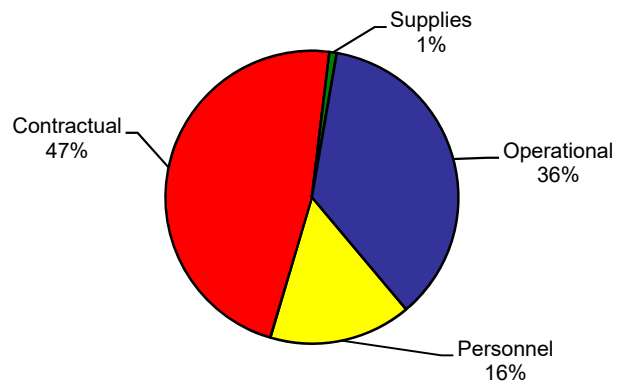
	Actual 21-22	Budgeted 22-23	Amended 22-23	Adopted 23-24
Personnel	24,183	24,200	24,200	24,200
Contractual	57,172	69,700	69,700	72,800
Supplies	742	1,250	1,250	1,250
Operational	46,538	52,700	36,200	55,700
Total	128,635	147,850	131,350	153,950

Activity Trends

Financial History



FY 24 Expenditures by Category



Fund	Department	Division
01 General Fund	10 General Government	01 Mayor/Council

G/L Account	2022 Actual Amount	2023 Adopted Budget	2023 Amended Budget	2024 City Manager Approved
--------------------	-----------------------------------	------------------------------------	------------------------------------	---

PERSONNEL SERVICES

100 SALARIES & WAGES	22,500	22,500	22,500	22,500
120 FICA & MEDICARE EXPENSE	1,683	1,700	1,700	1,700
<i>PERSONNEL SERVICES Totals</i>	<u>24,183</u>	<u>24,200</u>	<u>24,200</u>	<u>24,200</u>

CONTRACTUAL

221 INSURANCE-PUBLIC OFFICIAL	54,283	66,350	66,350	70,000
231 SERVICE MAINTENANCE CONTRACTS	2,889	3,350	3,350	2,800
<i>CONTRACTUAL Totals</i>	<u>57,172</u>	<u>69,700</u>	<u>69,700</u>	<u>72,800</u>

SUPPLIES

310 PRINTING & BINDING	231	500	500	500
347 GENERAL MAINTENANCE SUPPLIES	512	750	750	750
<i>SUPPLIES Totals</i>	<u>742</u>	<u>1,250</u>	<u>1,250</u>	<u>1,250</u>

OPERATIONS

402 YOUTH ADVISORY COUNCIL	2,656	3,000	3,000	3,000
404 ELECTION EXPENSES	-	10,500	-	10,500
410 DUES & SUBSCRIPTIONS	14,690	9,200	14,200	14,200
420 AWARDS	7,829	10,000	2,500	10,000
428 MEETING EXPENSES	2,838	3,000	3,000	3,000
430 TUITION & TRAINING	2,575	3,000	3,000	3,000
436 TRAVEL	15,950	14,000	10,500	12,000
<i>OPERATIONS Totals</i>	<u>46,538</u>	<u>52,700</u>	<u>36,200</u>	<u>55,700</u>

MAYOR/COUNCIL Totals	128,635	147,850	131,350	153,950
-----------------------------	----------------	----------------	----------------	----------------

DIVISION SUMMARY

Fund	Department	Division
01 General	10 General Government	05 Administration

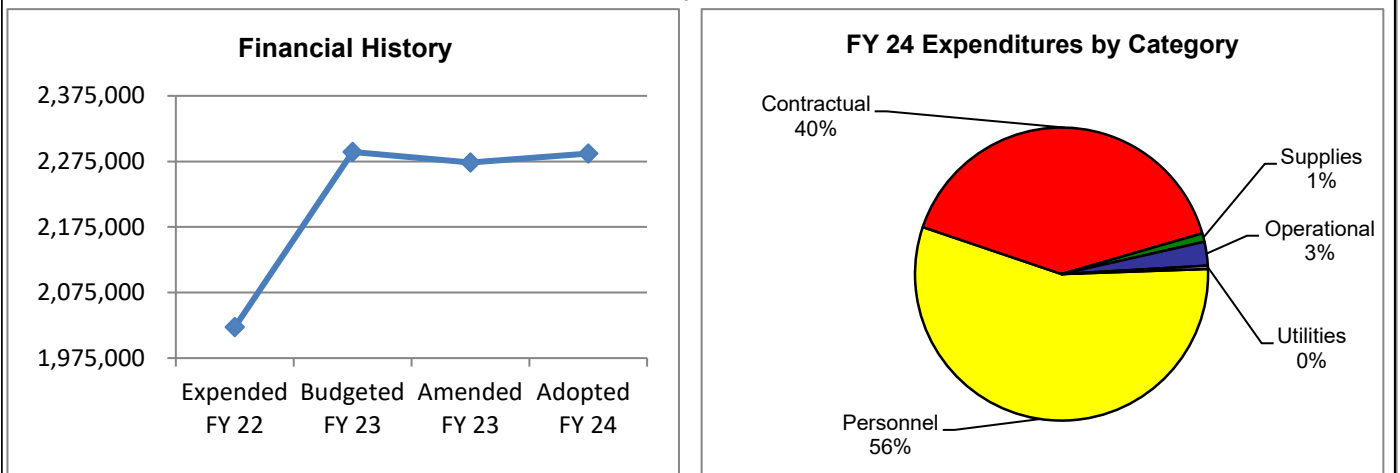
Expenditure Summary

	Actual 21-22	Budgeted 22-23	Amended 22-23	Adopted 23-24
Personnel	1,028,198	1,255,800	1,255,800	1,275,150
Contractual	896,076	946,800	916,800	922,200
Supplies	23,104	19,500	31,500	21,500
Operational	68,991	59,000	61,000	60,000
Utilities	5,720	8,300	8,300	8,300
Total	2,022,090	2,289,400	2,273,400	2,287,150

Personnel Schedule

<u>Position</u>	<u>Classification</u>	FY 23 <u>Approved</u>	FY 24 <u>Adopted</u>
City Manager	-	1	1
Assistant City Manager	-	1	1
Director of Administrative Services	-	1	1
City Secretary / Assistant to the City Manager	29	1	1
Main Street / Community Relations Manager	22	1	1
PIO / Marketing Manager	22	1	1
Executive Secretary	18	1	1
Assistant to the City Secretary	15	1	1

Activity Trends



Fund	Department	Division
01 General Fund	10 General Government	05 Administration

G/L Account	2022	2023	2023	2024 City
	Actual Amount	Adopted Budget	Amended Budget	Manager Approved

PERSONNEL SERVICES

100 SALARIES & WAGES	817,854	1,000,600	1,000,600	1,022,650
109 SALARIES & WAGES-OVERTIME	-	300	300	300
113 EDUCATION/CERTIFICATE PAY	600	600	600	600
114 LONGEVITY PAY	5,985	6,250	6,250	6,950
120 FICA & MEDICARE EXPENSE	55,430	68,450	68,450	69,500
122 T.M.R.S. RETIREMENT EXPENSE	148,329	179,600	179,600	175,150
<i>PERSONNEL SERVICES Totals</i>	1,028,198	1,255,800	1,255,800	1,275,150

CONTRACTUAL

207 APPRAISAL & COLLECTION	278,322	301,500	271,500	284,000
208 EMERGENCY SERVICES CORP	69,790	96,100	96,100	91,200
211 LEGAL	183,271	185,000	185,000	190,000
213 CONSULTING FEES	73,475	52,700	52,700	50,000
231 SERVICE MAINTENANCE CONTRACTS	43,703	50,000	50,000	29,000
233 NEWSPAPER NOTICES - ADVERTISING	2,273	6,000	6,000	6,000
236 COMMUNITY SERVICES	168,061	174,500	174,500	186,000

Notes:	Community Service Projects
\$121,000 Star Transit (\$6,600 increase) 50,000 Meals on Wheels (\$5,000 increase) 5,000 Parade and Parachute Jump support 10,000 Boys and Girls Club \$186,000 Total CITY MANAGER'S COMMENTS: Approved	

240 EQUIPMENT REPAIRS	-	500	500	500
242 EQUIPMENT RENTAL & LEASE	4,163	-	-	-
243 PARKING LOT	68,845	75,000	75,000	80,000
254 RECORDING FEES	4,173	5,500	5,500	5,500
<i>CONTRACTUAL Totals</i>	896,076	946,800	916,800	922,200

SUPPLIES

301 OFFICE SUPPLIES	2,311	3,000	3,000	3,000
310 PRINTING & BINDING	21,029	16,000	28,000	18,000
347 GENERAL MAINTENANCE SUPPLIES	(235)	500	500	500
<i>SUPPLIES Totals</i>	23,104	19,500	31,500	21,500

Fund	Department	Division
01 General Fund	10 General Government	05 Administration

G/L Account	2022 Actual Amount	2023 Adopted Budget	2023 Amended Budget	2024 City Manager Approved
<i>OPERATIONS</i>				
410 DUES & SUBSCRIPTIONS	14,254	11,000	13,000	12,000
422 EMPLOYEE ACTIVITIES	14,789	14,000	14,000	14,000
428 MEETING EXPENSES	11,092	10,500	10,500	10,500
430 TUITION & TRAINING	7,276	6,500	6,500	6,500
436 TRAVEL	21,581	17,000	17,000	17,000
<i>OPERATIONS Totals</i>	68,991	59,000	61,000	60,000
<i>UTILITIES</i>				
507 CELLULAR TELEPHONE	5,720	8,300	8,300	8,300
<i>UTILITIES Totals</i>	5,720	8,300	8,300	8,300
ADMINISTRATION Totals	2,022,090	2,289,400	2,273,400	2,287,150

DIVISION SUMMARY

Fund	Department	Division
01 General	10 General Government	06 Human Resources

Expenditure Summary

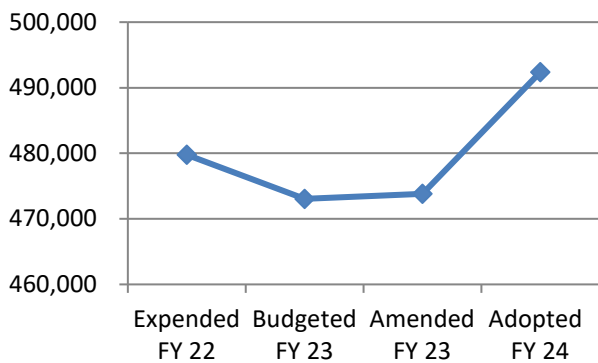
	Actual 21-22	Budgeted 22-23	Amended 22-23	Adopted 23-24
Personnel	427,468	411,850	411,850	430,050
Contractual	6,920	7,500	7,500	8,200
Supplies	550	1,500	1,500	1,500
Operational	42,705	48,700	49,450	49,100
Utilities	2,119	3,500	3,500	3,500
Total	479,762	473,050	473,800	492,350

Personnel Schedule

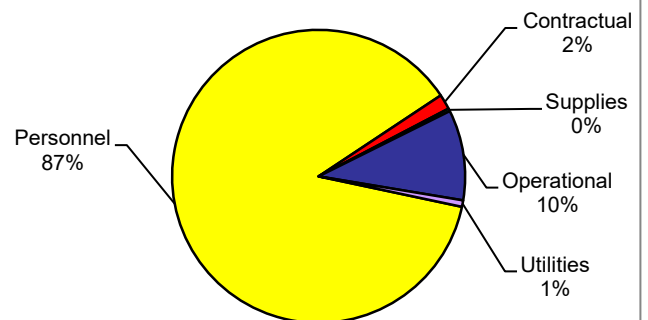
Position	Classification	FY 23 Approved	FY 24 Adopted
Director of Human Resources	-	1	1
HR Analyst	20	2	2
Administrative Secretary	11	1	1

Activity Trends

Financial History



FY 24 Expenditures by Category



Fund	Department	Division
01 General Fund	10 General Government	06 Human Resources

G/L Account	2022 Actual Amount	2023 Adopted Budget	2023 Amended Budget	2024 City Manager Approved
-------------	--------------------------	---------------------------	---------------------------	----------------------------------

PERSONNEL SERVICES

100 SALARIES & WAGES	336,243	322,250	322,250	340,200
112 INCENTIVE PAY	3,567	8,000	8,000	8,000
113 EDUCATION/CERTIFICATE PAY	1,546	1,500	1,500	900
114 LONGEVITY PAY	3,958	750	750	600
120 FICA & MEDICARE EXPENSE	25,919	24,650	24,650	24,850
122 T.M.R.S. RETIREMENT EXPENSE	56,235	52,700	52,700	53,500
128 UNEMPLOYMENT INSURANCE	-	2,000	2,000	2,000
<i>PERSONNEL SERVICES Totals</i>	427,468	411,850	411,850	430,050

CONTRACTUAL

231 SERVICE MAINTENANCE CONTRACTS	6,920	7,500	7,500	8,200
<i>CONTRACTUAL Totals</i>	6,920	7,500	7,500	8,200

SUPPLIES

301 OFFICE SUPPLIES	513	1,000	1,000	1,000
310 PRINTING & BINDING	37	-	-	-
347 GENERAL MAINTENANCE SUPPLIES	-	500	500	500
<i>SUPPLIES Totals</i>	550	1,500	1,500	1,500

OPERATIONS

410 DUES & SUBSCRIPTIONS	2,114	1,600	1,600	1,000
415 RECRUITING EXPENSES	699	2,000	2,000	2,000
420 AWARDS	7,632	7,500	8,250	8,500

Notes:	Awards Price Increase
The vendor has increased pricing on plaques. Also, we have a slight increase in the number of employees who will receive a service award.	
CITY MANAGER'S COMMENTS: Approved	

422 EMPLOYEE ACTIVITIES	85	-	-	-
430 TUITION & TRAINING	4,352	5,000	5,000	5,000
432 EDUCATION REIMBURSEMENT	13,146	17,100	17,100	17,100
435 EMPLOYEE DEVELOPMENT	6,165	6,500	6,500	6,500
436 TRAVEL	8,512	9,000	9,000	9,000
<i>OPERATIONS Totals</i>	42,705	48,700	49,450	49,100

Fund	Department	Division
01 General Fund	10 General Government	06 Human Resources

G/L Account	2022 Actual Amount	2023 Adopted Budget	2023 Amended Budget	2024 City Manager Approved
--------------------	-----------------------------------	------------------------------------	------------------------------------	---

UTILITIES

507 CELLULAR TELEPHONE	2,119	3,500	3,500	3,500
<i>UTILITIES Totals</i>	2,119	3,500	3,500	3,500

HUMAN RESOURCES Totals	479,762	473,050	473,800	492,350
-------------------------------	----------------	----------------	----------------	----------------

DIVISION SUMMARY

Fund	Department	Division
01 General	10 General Government	07 Information Technology

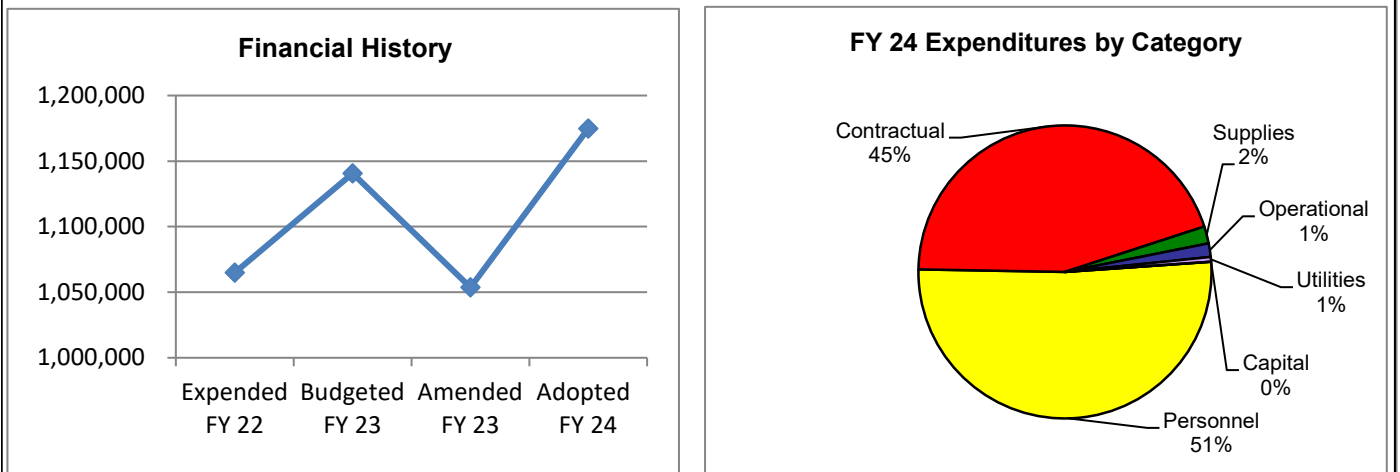
Expenditure Summary

	Actual 21-22	Budgeted 22-23	Amended 22-23	Adopted 23-24
Personnel	459,348	584,300	497,300	603,700
Contractual	358,684	510,500	510,500	525,200
Supplies	20,775	22,200	22,200	22,200
Operational	4,593	17,500	17,500	17,500
Utilities	5,624	6,150	6,150	6,150
Capital	215,870	-	-	-
Total	1,064,893	1,140,650	1,053,650	1,174,750

Personnel Schedule

<u>Position</u>	<u>Classification</u>	<u>FY 23 Approved</u>	<u>FY 24 Adopted</u>
Director of Information Technology	-	1	1
Systems Administrator	27	1	1
Public Safety Systems Administrator	22	1	1
Public Safety IT Analyst	20	1	1
Network Technician	20	1	1

Activity Trends



Fund	Department	Division
01 General Fund	10 General Government	07 Information Technology

G/L Account	2022 Actual Amount	2023 Adopted Budget	2023 Amended Budget	2024 City Manager Approved
-------------	--------------------------	---------------------------	---------------------------	----------------------------------

PERSONNEL SERVICES

100	SALARIES & WAGES	368,269	468,900	393,900	488,550
-----	------------------	---------	---------	---------	---------

Notes:	IT Analyst
<p>The Analyst will provide knowledge and ability in analyzing, implementing, and maintaining network protection systems. This involves helping in design, configuration, monitoring and alert response for intrusion detection and prevention, anti-virus systems and other systems. This position will also help provide analysis of purchases, vulnerability management, and incident response management. This would be a Grade 24 position.</p> <p>\$81,250 Salary and Benefits \$1,500 Computer</p> <p style="color: green;">CITY MANAGER'S COMMENTS: Disapproved</p>	

114	LONGEVITY PAY	2,545	2,850	2,850	2,750
120	FICA & MEDICARE EXPENSE	28,210	35,850	35,850	35,600
122	T.M.R.S. RETIREMENT EXPENSE	60,323	76,700	64,700	76,800

<i>PERSONNEL SERVICES Totals</i>	459,348	584,300	497,300	603,700
----------------------------------	---------	---------	---------	---------

CONTRACTUAL

217	IT SERVICE	358,684	510,500	510,500	525,200
-----	------------	---------	---------	---------	---------

Notes:	New Requests
<p>\$81,822 AW Managed Discovery and Incident Response (Annually Recurring)</p> <p>This product will provide 24x7 security monitoring, unlimited log ingestion, Internal network monitoring, and access to professional security triage team. This service also provides a free IR retainer and they are on-platform as an incident responder with our insurance provider. This service provides insight into our network that we don't currently have.</p> <p>\$20,000 Multi-Factor Authentication 1st year (\$10,000 Annual Recurring) This will allow us to further deploy MFA across the network as strategically needed.</p> <p>\$25,000 Network Segmentation (Waypoint Consulting): This project will limit traffic to only resources that are needed. This would limit impact only to that segment in the case of an incident.</p> <p>\$40,000 Public Safety Server Upgrade The current Public Safety servers are almost five years old and will need to be refreshed. This will ensure that they continue to remain stable and available for Police and Fire during day to day emergency operations. The requested funds include the data migration cost and required SQL licensing. This item was approved in the FY23 budget but was unable to be completed due the scheduling of other projects. An increase of \$15,000 was added to the requested amount due to necessary Microsoft SQL licensing.</p> <p style="color: green;">CITY MANAGER'S COMMENTS: Approved from General Fund Reserves</p>	

<i>CONTRACTUAL Totals</i>	358,684	510,500	510,500	525,200
---------------------------	---------	---------	---------	---------

Fund	Department	Division
01 General Fund	10 General Government	07 Information Technology

G/L Account	2022 Actual Amount	2023 Adopted Budget	2023 Amended Budget	2024 City Manager Approved
--------------------	-----------------------------------	------------------------------------	------------------------------------	---

SUPPLIES

301 OFFICE SUPPLIES	246	200	200	200
303 COMPUTER SUPPLIES	19,429	20,000	20,000	20,000
321 UNIFORMS	983	1,000	1,000	1,000
347 GENERAL MAINTENANCE SUPPLIES	116	1,000	1,000	1,000
<i>SUPPLIES Totals</i>	20,775	22,200	22,200	22,200

OPERATIONS

430 TUITION & TRAINING	1,740	7,500	7,500	7,500
436 TRAVEL	2,853	10,000	10,000	10,000
<i>OPERATIONS Totals</i>	4,593	17,500	17,500	17,500

UTILITIES

507 CELLULAR TELEPHONE	5,624	6,150	6,150	6,150
<i>UTILITIES Totals</i>	5,624	6,150	6,150	6,150

CAPITAL

612 COMPUTER EQUIPMENT	215,870	-	-	-
<i>CAPITAL Totals</i>	215,870	-	-	-

INFORMATION TECHNOLOGY Totals	1,064,893	1,140,650	1,053,650	1,174,750
--------------------------------------	------------------	------------------	------------------	------------------

DIVISION SUMMARY

Fund	Department	Division
01 General	10 General Government	09 Internal Operations

Expenditure Summary

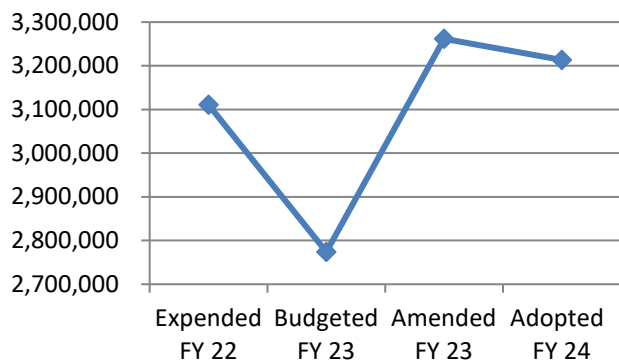
	Actual 21-22	Budgeted 22-23	Amended 22-23	Adopted 23-24
Personnel	686,842	755,000	755,000	772,150
Contractual	941,720	1,401,000	1,489,750	1,456,450
Supplies	81,512	93,900	93,900	100,500
Operational	1,239	3,100	3,100	3,000
Utilities	480,701	410,100	460,100	486,200
Capital	918,901	110,900	459,900	395,000
Total	3,110,915	2,774,000	3,261,750	3,213,300

Personnel Schedule

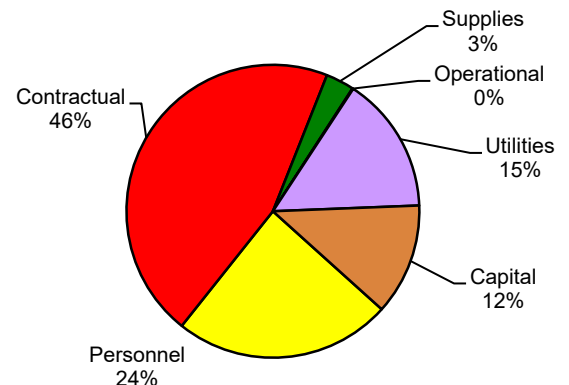
<u>Position</u>	<u>Classification</u>	<u>FY 23 Approved</u>	<u>FY 24 Adopted</u>
Facilities Superintendent	25	1	1
Internal Operations Crewleader	16	1	1
Internal Operations Coordinator	15	1	1
Building Maintenance Technician	12	2	2
Lead Custodian	11	2	2
Custodian	7	4	4

Activity Trends

Financial History



FY 24 Expenditures by Category



Fund	Department	Division
01 General Fund	10 General Government	09 Internal Operations

G/L Account	2022 Actual Amount	2023 Adopted Budget	2023 Amended Budget	2024 City Manager Approved
-------------	--------------------------	---------------------------	---------------------------	----------------------------------

PERSONNEL SERVICES

100 SALARIES & WAGES	538,278	595,350	595,350	613,100
109 SALARIES & WAGES-OVERTIME	4,074	4,000	4,000	4,000
113 EDUCATION/CERTIFICATE PAY	600	600	600	300
114 LONGEVITY PAY	10,253	12,100	12,100	11,500
120 FICA & MEDICARE EXPENSE	41,704	45,550	45,550	46,900
122 T.M.R.S. RETIREMENT EXPENSE	91,934	97,400	97,400	96,350
<i>PERSONNEL SERVICES Totals</i>	686,842	755,000	755,000	772,150

CONTRACTUAL

213 CONSULTING FEES	4,400	4,000	6,000	16,800
---------------------	-------	-------	-------	--------

Notes:	Consulting
Trott Communication – The City’s consultants are sometimes needed to advise on issues related to the radio system. Request: \$4,000.	
Professional Tower Climbers – the city owns 3 separate towers and needs to have climbers perform maintenance on them, such as tighten equipment, assess and repair, and change light bulbs. Request: \$12,800	
Total: \$16,800	
CITY MANAGER'S COMMENTS: Approved	

231 SERVICE MAINTENANCE CONTRACTS	384,006	430,100	430,100	458,000
-----------------------------------	---------	---------	---------	---------

Notes:	Service Maintenance Contracts
Increases have been announced for the Emergency Generator maintenance, Radio System maintenance contract and we are adding an additional amount for replacement of flags at the I-30 flag pole.	
CITY MANAGER'S COMMENTS: Approved	

237 UNIFORM SERVICE	4,128	4,600	4,600	5,500
240 EQUIPMENT REPAIRS	23,035	19,000	29,000	25,000

Notes:	Increase Budget
The request is to increase this line item due to aging equipment in city facilities.	
CITY MANAGER'S COMMENTS: Approved	

Fund	Department	Division
01 General Fund	10 General Government	09 Internal Operations

G/L Account	2022 Actual Amount	2023 Adopted Budget	2023 Amended Budget	2024 City Manager Approved
242 EQUIPMENT RENTAL & LEASE	2,278	600	600	600
243 BUILDING / PARKING LEASES	-	-	-	527,600

Notes:	PD South
<p>We currently lease about 7,100 square feet of office space for Police Community Services, Traffic and other functions. The REDC leases about 2,000 square feet and the remaining 15,000 square feet of the building has been leased to a company for several years. That company is leaving the space and the building owner has approached us about leasing the remainder of the building. His proposal is to lease the full building to the City and then we sub-lease to the EDC.</p> <p>We have a great need for office space for other Police functions, such as CID, as well as Fire Administration and Fire Marshal personnel. We have studied the space and can use it with only minor changes. For example adding a wall to separate Fire offices from Police offices for security purposes.</p> <p>This is an interim solution that will carry us through all of the prep work to get to a long-term solution. We know we will need to build a new Police Station at some point sooner than later but it takes several years to plan, get bond consideration, design, and construct before we can be ready to occupy new space.</p> <p>This budget amount is the lease payment for the entire building and the lease payments from the REDC are shown as a revenue source. This expense has previously been carried in the Community Services budget but we are moving it to Internal Ops where all other facilities costs are carried.</p> <p>CITY MANAGER'S COMMENTS: Approved</p>	

244 BUILDING REPAIRS	503,713	919,600	996,350	410,950
----------------------	---------	---------	---------	---------

Notes:	Animal Shelter HVAC
<p>Animal Shelter HVAC System Replacement</p> <p>\$116,500 The City of Rockwall Animal Shelter facility has been in business since 2008, and has had numerous problems requiring repairs to the existing HVAC system. This system was not installed with a customer interface to allow for seasonal adjustments. We currently must go through an operating procedure to have an HVAC technician manipulate the end user temperature. This system has had the compressor and coils replaced in previous years, however the coils are again in need of replacement. The system has struggled to keep up with demand and the filtration system on this unit lacks performance.</p> <p>We are requesting funding to facilitate replacing this unit with a unit that meets or exceeds industry standards, with appropriate customer interface, and cleaning the duct system throughout this facility to mitigate long-term cost effectiveness both in maintenance and overall health</p> <p>Additionally, the City is the recipient of a Department of Energy grant administered through NCTCOG in the amount of \$76,650. The grant is part of the Infrastructure Investment and Jobs Act of 2021 Energy Efficiency and Conservation Block Grant Program. HVAC retrofit is an eligible project under the grant and is a reimbursable expense, meaning the city will have to cover the upfront costs and submit for reimbursement to NCTCOG upon completion.</p> <p>CITY MANAGER'S COMMENTS: Approved from General Fund Reserves</p>	

Fund	Department	Division
01 General Fund	10 General Government	09 Internal Operations

G/L Account	2022 Actual Amount	2023 Adopted Budget	2023 Amended Budget	2024 City Manager Approved
-------------	--------------------------	---------------------------	---------------------------	----------------------------------

Notes:	Building Repair
<p>The request is to fund the following specific improvements to city facilities:</p> <p>\$7,100 Professional Annual Carpet Cleaning – new carpet was installed with the renovations to City Hall and The Center in 2022. The custodial staff does spot treatment as needed, but it is proposed to have the carpets professionally cleaned in 2024 to maintain the look of the carpet and prolong the life cycle.</p> <p>\$43,725 Access Control Improvements (FS 1 & FS 2) – this will connect the gates at Fire Stations 1 and 2 to the access control network. These locations currently use PIN codes for access to the parking areas. This will allow the city to better control access and protect its facilities and assets on the property. Once completed, entry into these sites will be much like any other facility by using an access control card.</p> <p>\$24,250 Repaint exterior of The Center – it is proposed to repaint the exterior of The Center. Interior renovations were completed in 2022 and the exterior needs to be refreshed. This facility is 21 years old.</p> <p>\$39,885 Repaint Interior / Exterior of Municipal Court Bldg. - The City purchased and renovated a building that was built in 1999 and has been used for municipal court since 2013. It is proposed to repaint the interior / exterior of this building to maintain a professional appearance for customers.</p> <p>\$48,700 Replacement Windows for City Hall / The Center – these two facilities are almost 22 years old and some of the windows need to be replaced due to age, internal deterioration and discoloration.</p> <p style="color: green;">CITY MANAGER'S COMMENTS: Approved from General Fund Reserves</p>	

Notes:	Building Repair
<p>The Internal Operations Department maintains more than 134,000 square feet of city owned facilities. The City budgets for general maintenance each year in addition to special projects that are identified.</p> <p>\$100,000 General Building Repairs</p> <p>\$10,400 New Gutters for City Facilities – the gutters at City Hall, The Center, and Municipal Court need to be replaced due to the age of the facilities and overall poor condition. Many of the seams of the gutters are separated and leak and appear to be undersized for the amount of water they receive from the roof during an extreme rain event. It is proposed to remove and replace with new seamless gutters and larger downspouts to enable water to flow from the roof more efficiently.</p> <p>\$13,800 Duct Cleaning Animal Shelter - ducts need to be professionally cleaned prior to installation of a new AC unit.</p> <p style="color: green;">CITY MANAGER'S COMMENTS: Approved</p>	

246	VEHICLE REPAIRS	10,698	4,000	4,000	4,000
272	JANITORIAL SERVICES	9,462	19,100	19,100	8,000
<i>CONTRACTUAL Totals</i>		941,720	1,401,000	1,489,750	1,456,450

Fund	Department	Division
01 General Fund	10 General Government	09 Internal Operations

G/L Account	2022 Actual Amount	2023 Adopted Budget	2023 Amended Budget	2024 City Manager Approved
-------------	--------------------------	---------------------------	---------------------------	----------------------------------

SUPPLIES

301 OFFICE SUPPLIES	416	400	400	500
323 SMALL TOOLS	1,788	1,500	1,500	2,000
331 FUEL & LUBRICANTS	15,210	21,000	21,000	21,000
345 CLEANING SUPPLIES	29,962	32,000	32,000	32,000
347 GENERAL MAINTENANCE SUPPLIES	34,136	39,000	39,000	45,000

Notes:	Increase Budget
It is proposed to increase this budget line item by \$6,000 to account for inflationary increases in supplies and materials.	
CITY MANAGER'S COMMENTS: Approved	

<i>SUPPLIES Totals</i>	81,512	93,900	93,900	100,500
------------------------	--------	--------	--------	---------

OPERATIONS

415 RECRUITING EXPENSES	128	-	-	-
430 TUITION & TRAINING	175	1,100	1,100	1,000
436 TRAVEL	936	2,000	2,000	2,000

<i>OPERATIONS Totals</i>	1,239	3,100	3,100	3,000
--------------------------	-------	-------	-------	-------

UTILITIES

501 ELECTRICITY	167,631	150,000	150,000	178,000
507 CELLULAR TELEPHONE	7,126	8,600	8,600	7,200
508 TELEPHONE SERVICE	213,263	140,000	180,000	160,000
510 NATURAL GAS SERVICE	22,447	16,500	26,500	31,000
513 WATER	70,234	95,000	95,000	110,000

<i>UTILITIES Totals</i>	480,701	410,100	460,100	486,200
-------------------------	---------	---------	---------	---------

Fund	Department	Division
01 General Fund	10 General Government	09 Internal Operations

G/L Account	2022 Actual Amount	2023 Adopted Budget	2023 Amended Budget	2024 City Manager Approved
-------------	--------------------------	---------------------------	---------------------------	----------------------------------

CAPITAL

603	BUILDINGS	601,087	-	-	-
610	FURNITURE & FIXTURES	191,271	24,400	34,400	-
617	RADIO EQUIPMENT	5,440	-	-	-
621	FIELD MACHINERY & EQUIPMENT	121,103	-	339,000	395,000

Notes:	Generators
<p>The Amended budget marks the payments for the generator projects at at City Hall, Animal Shelter and the Center which were appropriated from General Fund Reserves in FY2022.</p> <p>This funding in FY2024 will bring that project to completion. It will ultimately have taken two full years to finish this effort.</p> <p>Council approved adding a generator to PD South but that project will not see any activity or invoicing until FY2024 so that appropriation is moved to FY2024.</p> <p>CITY MANAGER'S COMMENTS: Approved from General Fund Reserves</p>	

623	VEHICLES	-	86,500	86,500	-
<i>CAPITAL Totals</i>		918,901	110,900	459,900	395,000

INTERNAL OPERATIONS Totals	3,110,915	2,774,000	3,261,750	3,213,300
-----------------------------------	------------------	------------------	------------------	------------------

DIVISION SUMMARY

Fund	Department	Division
01 General	15 Finance	11 Fiscal Services

Expenditure Summary

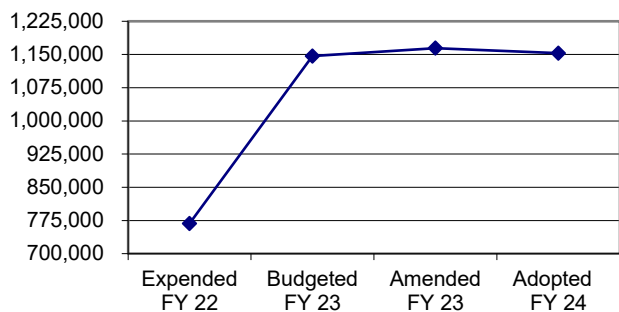
	Actual 21-22	Budgeted 22-23	Amended 22-23	Adopted 23-24
Personnel	355,810	568,800	608,800	574,400
Contractual	351,390	502,900	480,900	504,200
Supplies	54,201	64,250	64,250	64,250
Operational	5,866	9,000	9,000	9,000
Utilities	1,222	1,250	1,250	1,250
Total	768,490	1,146,200	1,164,200	1,153,100

Personnel Schedule

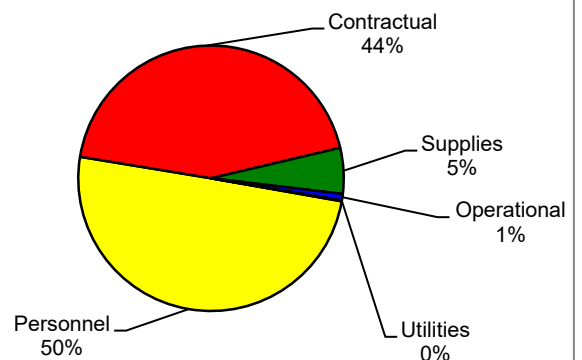
Position	Classification	FY 23 Approved	FY 24 Adopted
Director of Finance	-	1	1
Purchasing Agent	25	1	1
Finance Clerk - Payroll	20	1	1
Inventory Clerk	14	1	1
Finance Clerk - A/P	14	1.5	1.5

Activity Trends

Financial History



FY 24 Expenditures by Category



Fund	Department	Division
01 General Fund	15 Finance	11 Fiscal Services

G/L Account	2022 Actual Amount	2023 Adopted Budget	2023 Amended Budget	2024 City Manager Approved
--------------------	---------------------------	----------------------------	----------------------------	-----------------------------------

PERSONNEL SERVICES

100 SALARIES & WAGES	280,953	455,950	495,950	461,000
109 SALARIES & WAGES-OVERTIME	2,508	300	300	300
113 EDUCATION/CERTIFICATE PAY	300	300	300	300
114 LONGEVITY PAY	4,560	4,850	4,850	5,050
120 FICA & MEDICARE EXPENSE	20,959	35,250	35,250	35,300
122 T.M.R.S. RETIREMENT EXPENSE	46,530	72,150	72,150	72,450

<i>PERSONNEL SERVICES Totals</i>	355,810	568,800	608,800	574,400
----------------------------------	---------	---------	---------	---------

CONTRACTUAL

210 AUDITING	30,000	30,000	30,000	30,000
223 INSURANCE-SURETY BONDS	352	500	500	500
225 INSURANCE-AUTOMOBILES	77,013	130,000	95,000	94,000
227 INSURANCE-REAL PROPERTY	80,601	104,000	109,000	124,000
228 INSURANCE-CLAIMS & DEDUCTIBLES	23,787	30,000	38,000	40,000
229 INSURANCE-LIABILITY	52,817	71,000	71,000	77,000
231 SERVICE MAINTENANCE CONTRACTS	83,748	88,200	88,200	92,500
233 NEWSPAPER NOTICES - ADVERTISING	200	1,200	1,200	1,200
235 BANK CHARGES	666	5,000	5,000	2,000
240 EQUIPMENT REPAIRS	404	500	500	500
242 EQUIPMENT RENTAL & LEASE	1,803	42,500	42,500	42,500

<i>CONTRACTUAL Totals</i>	351,390	502,900	480,900	504,200
---------------------------	---------	---------	---------	---------

SUPPLIES

301 OFFICE SUPPLIES	2,037	2,000	2,000	2,000
305 COPY MACHINE SUPPLIES	32,543	42,000	42,000	42,000
307 POSTAGE	17,643	18,000	18,000	18,000
310 PRINTING & BINDING	1,509	1,500	1,500	1,500
347 GENERAL MAINTENANCE SUPPLIES	469	750	750	750

<i>SUPPLIES Totals</i>	54,201	64,250	64,250	64,250
------------------------	--------	--------	--------	--------

Fund	Department	Division
01 General Fund	15 Finance	11 Fiscal Services

G/L Account	2022 Actual Amount	2023 Adopted Budget	2023 Amended Budget	2024 City Manager Approved
<i>OPERATIONS</i>				
410 DUES & SUBSCRIPTIONS	433	2,500	2,500	2,500
415 RECRUITING EXPENSES	823	-	-	-
430 TUITION & TRAINING	1,624	2,500	2,500	2,500
436 TRAVEL	2,987	4,000	4,000	4,000
<i>OPERATIONS Totals</i>	5,866	9,000	9,000	9,000
<i>UTILITIES</i>				
507 CELLULAR TELEPHONE	1,222	1,250	1,250	1,250
<i>UTILITIES Totals</i>	1,222	1,250	1,250	1,250
FINANCE Totals	768,490	1,146,200	1,164,200	1,153,100

DIVISION SUMMARY

Fund	Department	Division
01 General	15 Finance	15 Municipal Court

Expenditure Summary

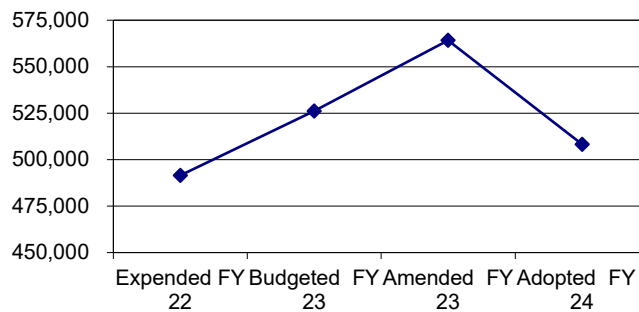
	Actual 21-22	Budgeted 22-23	Amended 22-23	Adopted 23-24
Personnel	354,823	387,900	425,900	331,200
Contractual	128,182	128,500	128,500	129,600
Supplies	4,295	4,750	4,750	4,750
Operational	4,224	5,000	5,000	5,000
Capital	-	-	-	37,700
Total	491,523	526,150	564,150	508,250

Personnel Schedule

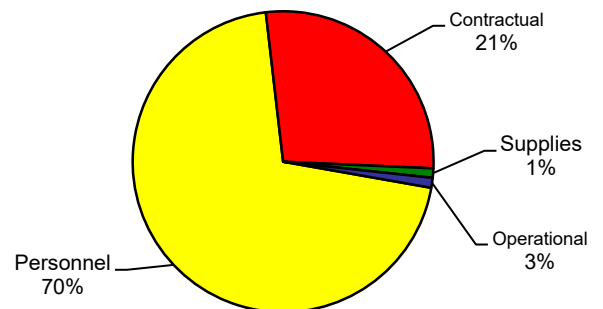
<u>Position</u>	<u>Classification</u>	<u>FY 23 Approved</u>	<u>FY 24 Adopted</u>
Municipal Court Clerk Supervisor	23	1	1
Lead Court Clerk	16	1	0
Juvenile Case Manager	16	-	0.5
Deputy Municipal Court Clerk II	14	3	3

Activity Trends

Financial History



FY 24 Expenditures by Category



Fund	Department	Division
01 General Fund	15 Finance	15 Municipal Court

G/L Account	2022 Actual Amount	2023 Adopted Budget	2023 Amended Budget	2024 City Manager Approved
--------------------	-----------------------------------	------------------------------------	------------------------------------	---

PERSONNEL SERVICES

100 SALARIES & WAGES	281,594	307,400	345,400	268,600
109 SALARIES & WAGES-OVERTIME	7	1,000	1,000	500
113 EDUCATION/CERTIFICATE PAY	1,223	1,200	1,200	1,200
114 LONGEVITY PAY	4,140	4,450	4,450	2,850
120 FICA & MEDICARE EXPENSE	20,690	23,550	23,550	20,550
122 T.M.R.S. RETIREMENT EXPENSE	47,169	50,300	50,300	37,500
<i>PERSONNEL SERVICES Totals</i>	<u>354,823</u>	<u>387,900</u>	<u>425,900</u>	<u>331,200</u>

CONTRACTUAL

211 LEGAL	98,706	100,000	100,000	100,000
231 SERVICE MAINTENANCE CONTRACTS	24,838	27,500	27,500	28,600
240 EQUIPMENT REPAIRS	364	500	500	500
242 EQUIPMENT RENTAL & LEASE	4,274	500	500	500
<i>CONTRACTUAL Totals</i>	<u>128,182</u>	<u>128,500</u>	<u>128,500</u>	<u>129,600</u>

SUPPLIES

301 OFFICE SUPPLIES	1,509	1,500	1,500	1,750
310 PRINTING & BINDING	2,160	2,500	2,500	2,250
347 GENERAL MAINTENANCE SUPPLIES	626	750	750	750
<i>SUPPLIES Totals</i>	<u>4,295</u>	<u>4,750</u>	<u>4,750</u>	<u>4,750</u>

OPERATIONS

407 JURY EXPENSE	420	1,000	1,000	1,000
410 DUES & SUBSCRIPTIONS	300	500	500	500
415 RECRUITING EXPENSES	53	-	-	-
430 TUITION & TRAINING	1,890	1,000	1,000	1,000
436 TRAVEL	1,561	2,500	2,500	2,500
<i>OPERATIONS Totals</i>	<u>4,224</u>	<u>5,000</u>	<u>5,000</u>	<u>5,000</u>

CAPITAL

612 COMPUTER EQUIPMENT	-	-	-	37,700
<i>OPERATIONS Totals</i>	<u>-</u>	<u>-</u>	<u>-</u>	<u>37,700</u>

MUNICIPAL COURT Totals	491,523	526,150	564,150	508,250
-------------------------------	----------------	----------------	----------------	----------------

DIVISION SUMMARY

Fund	Department	Division
01 General	20 Fire	25 Fire Operations

Expenditure Summary

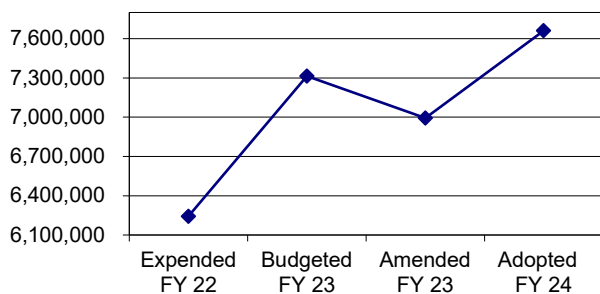
	Actual 21-22	Budgeted 22-23	Amended 22-23	Adopted 23-24
Personnel	5,748,110	6,295,200	6,416,200	6,674,350
Contractual	315,742	243,000	293,000	278,950
Supplies	134,742	161,650	163,150	153,650
Operational	41,330	49,500	56,500	49,000
Utilities	3,900	4,300	4,300	4,300
Capital	-	560,000	60,000	500,000
Total	6,243,824	7,313,650	6,993,150	7,660,250

Personnel Schedule

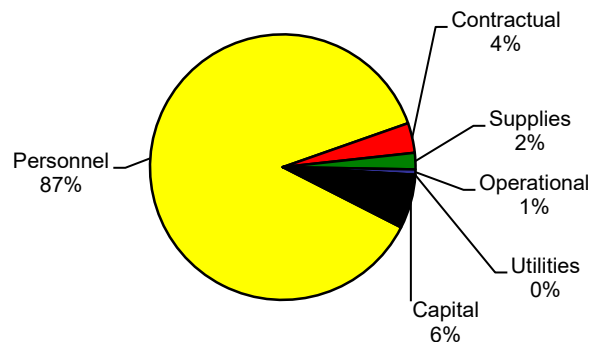
<u>Position</u>	<u>Classification</u>	<u>FY 23 Approved</u>	<u>FY 24 Adopted</u>
Fire Chief	-	1	1
Assistant Fire Chief	34	1	1
Batallion Chief	F9	1	1
Captain/Drivers	F8	12	12
Driver/Engineer	F6	12	12
Firefighter	F5	21	21
Administrative Assistant	15	1	1
Volunteer Firefighters/PT Drivers	-	49	49

Activity Trends

Financial History



FY 24 Expenditures by Category



Fund	Department	Division
01 General Fund	20 Fire	25 Fire Operations

G/L Account	2022 Actual Amount	2023 Adopted Budget	2023 Amended Budget	2024 City Manager Approved
-------------	--------------------	---------------------	---------------------	----------------------------

PERSONNEL SERVICES

100 SALARIES & WAGES	4,016,046	4,560,350	4,560,350	4,833,100
109 SALARIES & WAGES-OVERTIME	449,032	379,000	415,000	424,000

Notes:	Additional overtime
Requesting an additional 48 hours to cover backfill for 1 member to attend the Texas Fire Chiefs Association Battalion Chiefs Academy.	
CITY MANAGER'S COMMENTS: Approved	

113 EDUCATION/CERTIFICATE PAY	65,571	83,200	83,200	85,050
114 LONGEVITY PAY	48,345	52,000	52,000	52,000
115 VOLUNTEER-INCENTIVE PAY	82,228	85,000	85,000	90,000

Notes:	Increased Volunteer Compensation
The maximum amount that volunteers can receive in a year recently increased.	
CITY MANAGER'S COMMENTS: Approved	

120 FICA & MEDICARE EXPENSE	346,351	395,450	380,450	413,200
122 T.M.R.S. RETIREMENT EXPENSE	733,417	725,200	825,200	814,600
126 VOLUNTEER PENSION	7,120	15,000	15,000	14,400

<i>PERSONNEL SERVICES Totals</i>	<u>5,748,110</u>	<u>6,295,200</u>	<u>6,416,200</u>	<u>6,726,350</u>
----------------------------------	------------------	------------------	------------------	------------------

CONTRACTUAL

222 DISABILITY INSURANCE	35,322	35,000	35,000	35,500
231 SERVICE MAINTENANCE CONTRACTS	84,348	77,650	77,650	91,000

Notes:	Health Assessments
The department has used a local hospital group to perform health assessments on our firefighters. They are closing this service and we are in search of a new vendor for this purpose. We are finding that we will have an increase in price of about \$10,000 per year for this service.	
CITY MANAGER'S COMMENTS: Approved	

237 UNIFORM SERVICE	2,947	2,100	2,100	2,500
240 EQUIPMENT REPAIRS	17,066	16,500	16,500	21,850

Notes:	Price Increase
We saw a 28% increase per year from 2020 to 2022, and we are currently projecting an even bigger increase for 2023. Recommend a 28% increase over actual expenses from FY'22.	
CITY MANAGER'S COMMENTS: Approved	

Fund	Department	Division
01 General Fund	20 Fire	25 Fire Operations

G/L Account	2022 Actual Amount	2023 Adopted Budget	2023 Amended Budget	2024 City Manager Approved
242 EQUIPMENT RENTAL & LEASE	3,046	2,500	2,500	2,500
246 VEHICLE REPAIRS	173,014	109,250	159,250	125,600

Notes:	Increased Repair Costs
Over the past 5 years we have averaged approximately \$118,000 in repairs, with FY'22 and '23 seeing significant increases over previous years (and costs well above average). Recommend an increase of 15% over adopted FY'23 amount in an attempt to keep up with expenses.	
CITY MANAGER'S COMMENTS: Approved	

<i>CONTRACTUAL Totals</i>	315,742	243,000	293,000	278,950
---------------------------	---------	---------	---------	---------

SUPPLIES

301 OFFICE SUPPLIES	1,299	1,500	1,500	1,500
310 PRINTING & BINDING	-	300	300	300
321 UNIFORMS	16,053	17,950	19,450	17,950
323 SMALL TOOLS	479	3,000	3,000	3,000
331 FUEL & LUBRICANTS	70,287	85,000	85,000	77,000
347 GENERAL MAINTENANCE SUPPLIES	5,679	9,900	9,900	9,900
379 FIRE FIGHTING SUPPLIES	40,946	44,000	44,000	44,000
<i>SUPPLIES Totals</i>	134,742	161,650	163,150	153,650

OPERATIONS

410 DUES & SUBSCRIPTIONS	11,683	13,600	13,600	13,100
415 RECRUITING EXPENSES	780	2,000	2,000	2,000
430 TUITION & TRAINING	16,999	22,000	22,000	22,000
436 TRAVEL	11,867	11,900	18,900	11,900
<i>OPERATIONS Totals</i>	41,330	49,500	56,500	49,000

UTILITIES

507 CELLULAR TELEPHONE	3,900	4,300	4,300	4,300
<i>UTILITIES Totals</i>	3,900	4,300	4,300	4,300

Fund	Department	Division
01 General Fund	20 Fire	25 Fire Operations

G/L Account	2022 Actual Amount	2023 Adopted Budget	2023 Amended Budget	2024 City Manager Approved
-------------	--------------------------	---------------------------	---------------------------	----------------------------------

CAPITAL

621 FIELD MACHINERY & EQUIPMENT	-	500,000	-	500,000
---------------------------------	---	---------	---	---------

Notes:	Grant Match - SCBA Fill Station
<p>Requesting \$50,000 for a grant match for a replacement mobile SCBA fill station. Expenditure would be dependent on the receipt of a grant to purchase a vehicle-mounted mobile air fill station (replacing the current 2005 trailer-mounted system) that could also be used in lieu of station-mounted fill stations currently located at stations 2, 3, and 4 as those systems need to be replaced in the future. We had intended to apply for the grant in FY2023 but missed notification that applications were being accepted.</p> <p>Total Cost: \$500,000 Grant Match \$50,000</p> <p>CITY MANAGER'S COMMENTS: Approved from General Fund Reserves</p>	

623 VEHICLES	-	60,000	60,000	-
--------------	---	--------	--------	---

<i>CAPITAL Totals</i>	-	560,000	60,000	500,000
-----------------------	---	---------	--------	---------

FIRE OPERATIONS Totals	6,243,824	7,313,650	6,993,150	7,712,250
-------------------------------	------------------	------------------	------------------	------------------

DIVISION SUMMARY

Fund	Department	Division
01 General	20 Fire	29 Fire Marshal

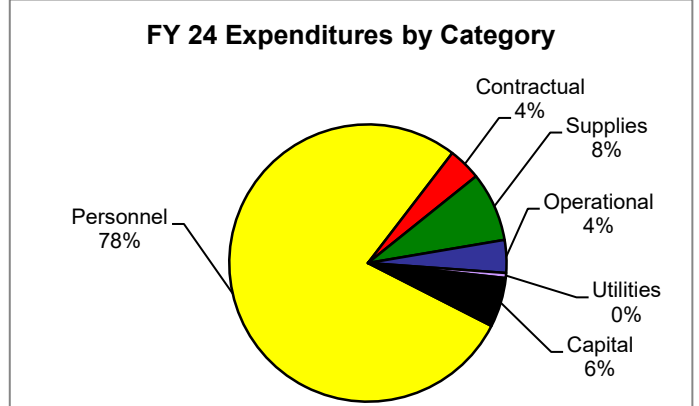
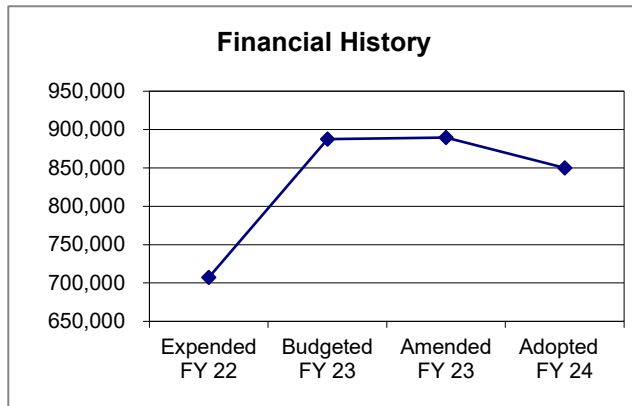
Expenditure Summary

	Actual 21-22	Budgeted 22-23	Amended 22-23	Adopted 23-24
Personnel	601,608	640,000	640,000	662,200
Contractual	29,507	29,000	29,000	32,500
Supplies	55,523	74,900	76,900	68,700
Operational	13,978	28,000	28,000	32,500
Utilities	4,888	5,000	5,000	5,000
Capital	1,700	110,650	110,650	49,000
Total	707,205	887,550	889,550	849,900

Personnel Schedule

<u>Position</u>	<u>Classification</u>	<u>FY 23 Approved</u>	<u>FY 24 Adopted</u>
Fire Marshal	34	1	1
Senior Fire Inspector-Captain	FM8	1	1
Fire Inspector/Investigator/Educator	FM6	2	2
Fire Marshal's Office Coordinator	12	1	1

Activity Trends



Fund	Department	Division
01 General Fund	20 Fire	29 Fire Marshal

G/L Account	2022 Actual Amount	2023 Adopted Budget	2023 Amended Budget	2024 City Manager Approved
-------------	--------------------	---------------------	---------------------	----------------------------

PERSONNEL SERVICES

100 SALARIES & WAGES	465,616	499,300	499,300	518,750
----------------------	---------	---------	---------	---------

Notes:	New Fire inspector Position
<p>We are requesting funding for the establishment of a new Fire Inspector position within our organization.</p> <p>In addition to inspection efforts during new construction and occupancy, fire inspections permit us to take a proactive approach to identify fire hazards, educate property owners on fire safety practices, and enforce appropriate preventive measures in existing occupancies. Since 2004, the number of fire inspectors has remained the same despite the increase in the number of buildings and facilities under our jurisdiction, resulting in a higher demand for fire inspections. Based on our Community Risk Assessment, we have adopted a risk-based fire inspection model that recommends low-hazard occupancies be inspected every three years, moderate-hazard occupancies every two years, and high-hazard occupancies and critical infrastructure every year. According to this model, more than fifty percent of each hazard category is overdue for inspection. Approximately one thousand occupancies have not undergone a fire inspection in over five years. Our current fire inspectors are predominantly focused on conducting new construction and state-mandated inspections as a result of rapid growth and construction. Even with this limited purview, appointment availability for fire inspections is nearly two weeks out.</p> <p>While the addition of company officers conducting low-hazard occupancy inspections will expedite the initial and first follow-up (reinspection) inspections, any additional follow-up or enforcement actions will be the responsibility of the fire inspectors, thereby increasing their workload.</p> <p>By creating a new Fire Inspector position, we can effectively manage the increased load and ensure that all properties are inspected in accordance with our Community Risk Assessment in a timely manner. This proactive approach will substantially reduce the risk of fire-related incidents, thereby protecting our residents' lives and property.</p> <p>\$79,900 Salary and Benefits 3,975 Hardware - Software 1,250 Cellphone 4,500 Radio 55,000 Vehicle \$144,625 Total first year</p> <p>CITY MANAGER'S COMMENTS: Disapproved</p>	

109 SALARIES & WAGES-OVERTIME	9,953	10,000	10,000	10,000
113 EDUCATION/CERTIFICATE PAY	7,201	8,200	8,200	8,200
114 LONGEVITY PAY	2,735	3,000	3,000	2,900
120 FICA & MEDICARE EXPENSE	36,383	37,650	37,650	39,850
122 T.M.R.S. RETIREMENT EXPENSE	79,720	81,850	81,850	82,500

PERSONNEL SERVICES Totals	601,608	640,000	640,000	662,200
---------------------------	---------	---------	---------	---------

Fund	Department	Division
01 General Fund	20 Fire	29 Fire Marshal

G/L Account	2022 Actual Amount	2023 Adopted Budget	2023 Amended Budget	2024 City Manager Approved
-------------	--------------------------	---------------------------	---------------------------	----------------------------------

CONTRACTUAL

231	SERVICE MAINTENANCE CONTRACTS	16,690	16,500	16,500	20,000
-----	-------------------------------	--------	--------	--------	--------

Notes:	Crew Force Software
<p>\$2400 added to provide Crew Force on current Fire Investigator's iPads to provide access to live CAD data directly from the app. Accessible information includes access to call type and details, routing information, alerts regarding people and locations, access to pre-plan information, and updated, real-time call narratives. After the first year, this cost will drop down to \$100 per person/year.</p>	
<p>CITY MANAGER'S COMMENTS: Approved</p>	

237	UNIFORM SERVICE	1,264	3,500	3,500	3,500
240	EQUIPMENT REPAIRS	340	500	500	500
242	EQUIPMENT RENTAL & LEASE	2,977	1,000	1,000	1,000
246	VEHICLE REPAIRS	8,237	7,000	7,000	7,000
261	CRIME SCENE SERVICES	-	500	500	500
<i>CONTRACTUAL Totals</i>		<u>29,507</u>	<u>29,000</u>	<u>29,000</u>	<u>32,500</u>

SUPPLIES

301	OFFICE SUPPLIES	1,478	1,500	1,500	1,500
310	PRINTING & BINDING	669	2,000	2,000	2,000
321	UNIFORMS	3,266	3,500	3,500	3,500
331	FUEL & LUBRICANTS	12,160	15,000	15,000	15,000
347	GENERAL MAINTENANCE SUPPLIES	39	500	500	500
373	INVESTIGATION SUPPLIES	2,054	3,000	3,000	3,000
374	EXPLORER PROGRAM SUPPLIES	5,475	20,400	20,400	14,200
376	CANINE EXPENSE	3,560	3,500	5,500	3,500
378	FIRE PREVENTION SUPPLIES	17,882	23,500	23,500	23,500
379	FIRE FIGHTING SUPPLIES	8,941	2,000	2,000	2,000
<i>SUPPLIES Totals</i>		<u>55,523</u>	<u>74,900</u>	<u>76,900</u>	<u>68,700</u>

OPERATIONS

410	DUES & SUBSCRIPTIONS	3,898	3,000	3,000	3,000
415	RECRUITING EXPENSES	53	-	-	-
420	AWARDS	-	5,000	5,000	7,500

Notes:	\$2500 added to award
<p>Adding \$2500 to cover the rising cost to host our awards banquet. Last year's expenses were \$9,626.12. We are anticipating the ability to solicit donations to cover any additional expenses this coming year.</p>	
<p>CITY MANAGER'S COMMENTS: Approved</p>	

Fund	Department	Division
01 General Fund	20 Fire	29 Fire Marshal

G/L Account	2022 Actual Amount	2023 Adopted Budget	2023 Amended Budget	2024 City Manager Approved
430 TUITION & TRAINING	3,339	7,000	7,000	7,000
436 TRAVEL	6,689	13,000	13,000	15,000

Notes:	\$2000 increase for travel
\$2000 increase to cover rising travel costs associated with the required continuing education training of our fire investigators/inspectors.	
CITY MANAGER'S COMMENTS: Approved	

OPERATIONS Totals 13,978 28,000 28,000 32,500

UTILITIES

507 CELLULAR TELEPHONE	4,888	5,000	5,000	5,000
<i>UTILITIES Totals</i>	<u>4,888</u>	<u>5,000</u>	<u>5,000</u>	<u>5,000</u>

CAPITAL

623 VEHICLES	1,700	110,650	110,650	49,000
--------------	-------	---------	---------	--------

Notes:	Vehicle requests
<p>Vehicle #1: Replacement Unit -\$49,000 (Buy Board) 2024(25) Ford Explorer PPV, race red Vehicle equipment and markings for 2024 Ford Explorer: \$11,000 (Pursuit Safety) Replacement for Unit 803 that is a 2015 Tahoe. The Buy Board representative has advised that this vehicle would take approximately 16 to 18 months before delivery. This Unit will be used by the Fire Marshal as an emergency response vehicle and daily transportation for City business.</p> <p>Vehicle #2: Additional Unit -\$55,000 (Buy Board) 2024(25) Ford F250 extended cab short bed 4x4 truck, race red. Vehicle equipment and markings for F250: \$11,000 (Pursuit Safety) Mobile vehicle radio: \$5,500 This would be an added vehicle to the Fire Marshal Division for the use in public education events and would be equipped to pull the smoke trailer and large education trailer. The current vehicles in the Fire Marshals Division are not equipped to pull the large loads of these two trailers. Buy Board representative has advised that this vehicle would take approximately 16 to 18 months before delivery. This vehicle would also allow for an available addition vehicle for the proposed new fire inspector position.</p> <p>Total vehicle budget requested is \$131,500. This amount includes all emergency equipment, graphics and radios.</p> <p>CITY MANAGER'S COMMENTS: Vehicle #1 is Approved from General Fund Reserves. Vehicle #2 is Disapproved</p>	

CAPITAL Totals 1,700 110,650 110,650 49,000

FIRE MARSHAL Totals	707,205	887,550	889,550	849,900
----------------------------	----------------	----------------	----------------	----------------

DIVISION SUMMARY

Fund	Department	Division
01 General	30 Police	31 Administration

Expenditure Summary

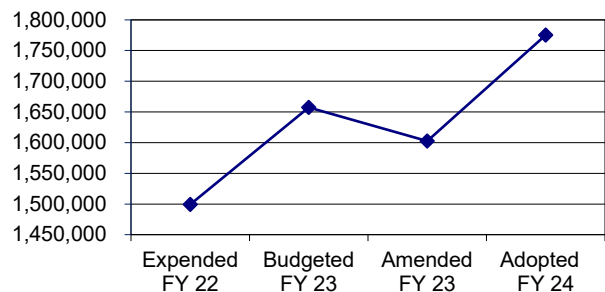
	Actual 21-22	Budgeted 22-23	Amended 22-23	Adopted 23-24
Personnel	1,305,220	1,401,600	1,346,600	1,517,050
Contractual	96,659	126,300	126,300	135,250
Supplies	26,350	31,500	31,500	23,500
Operational	61,357	89,150	89,150	89,150
Utilities	7,153	9,000	9,000	9,000
Capital	2,518	-	-	1,400
Total	1,499,256	1,657,550	1,602,550	1,775,350

Personnel Schedule

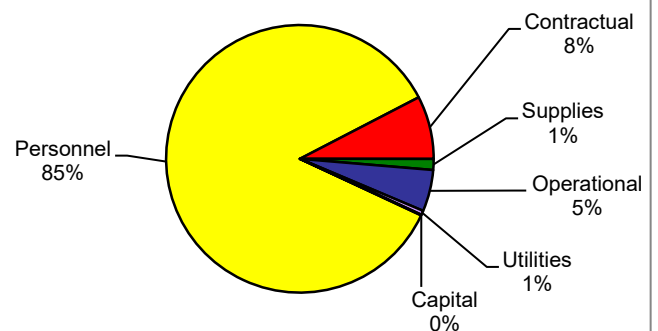
<u>Position</u>	<u>Classification</u>	<u>FY 23 Approved</u>	<u>FY 24 Adopted</u>
Police Chief	-	1	1
Assistant Police Chief	34	1	1
Captain	P9	1	1
Lieutenant	P8	4	5
Training Coordinator	P5	1	1
Executive Secretary	15	1	1

Activity Trends

Financial History



FY 24 Expenditures by Category



Fund	Department	Division
01 General Fund	30 Police	31 Administration

G/L Account	2022 Actual Amount	2023 Adopted Budget	2023 Amended Budget	2024 City Manager Approved
-------------	--------------------	---------------------	---------------------	----------------------------

PERSONNEL SERVICES

100 SALARIES & WAGES	970,046	1,084,700	994,700	1,163,200
----------------------	---------	-----------	---------	-----------

Notes:	Community Services Lieutenant
<p>Request the addition of a Police Lieutenant to supervise the Community Service’s Unit. This unit of the Police Department consists of sixteen (16) personnel two (2) sergeants, eleven (11) school resources officers, two (2) community service officers and the mental health peace officer (MHPO) who are responsible for policing all schools within the City of Rockwall, scheduling and managing all community events, outreach programs and the citizen volunteers, and responding to all mental health related calls. The two sergeants currently report to a Patrol Lieutenant, who is also tasked with overseeing all field operations and specialized units limiting the amount of time he can dedicate to the Community Service Unit’s needs.</p> <p>A dedicated Lieutenant would provide direct supervision and the ability to provide real time assisting in problem solving and development of solutions during critical incidents. In addition, they would have the capability to provide guidance and foster innovation within the existing school, community services and mental health units programs, while also strengthen the Department’s existing relationships with outside organizations and groups (e.g., Rockwall ISD, Law Enforcement Mental Health Association, etc.). Finally, Community Services Unit would have a dedicated command staff member to address their equipment, budgetary and training requirements. The Community Services Lieutenant will become critical as each of work groups (SROs, MHPO, Community Service Officers) expands to meet the needs of the City, the Police Department and Rockwall ISD.</p> <p>\$151,275 Salary and Benefits:</p> <p>,</p> <p>CITY MANAGER'S COMMENTS: Approved</p>	

109 SALARIES & WAGES-OVERTIME	60,672	35,000	70,000	35,000
113 EDUCATION/CERTIFICATE PAY	15,106	12,000	12,000	12,000
114 LONGEVITY PAY	8,195	11,400	11,400	10,250
120 FICA & MEDICARE EXPENSE	77,723	81,050	81,050	95,150
122 T.M.R.S. RETIREMENT EXPENSE	173,479	177,450	177,450	201,450

<i>PERSONNEL SERVICES Totals</i>	1,305,220	1,401,600	1,346,600	1,517,050
----------------------------------	-----------	-----------	-----------	-----------

Fund	Department	Division
01 General Fund	30 Police	31 Administration

G/L Account	2022 Actual Amount	2023 Adopted Budget	2023 Amended Budget	2024 City Manager Approved
--------------------	-----------------------------------	------------------------------------	------------------------------------	---

CONTRACTUAL

213 CONSULTING FEES	19,600	21,000	21,000	24,000
226 INSURANCE-LAW ENFORCEMENT	52,398	57,000	57,000	71,750
231 SERVICE MAINTENANCE CONTRACTS	792	20,800	20,800	12,000
237 UNIFORM SERVICE	1,973	2,000	2,000	2,000
240 EQUIPMENT REPAIRS	91	500	500	500
246 VEHICLE REPAIRS	14,287	15,000	15,000	15,000
263 COUNTY JAIL CONTRACT	5,952	10,000	10,000	10,000
265 MEDICAL SERVICES PRISONERS	1,566	-	-	-
<i>CONTRACTUAL Totals</i>	96,659	126,300	126,300	135,250

SUPPLIES

301 OFFICE SUPPLIES	1,595	1,500	1,500	1,500
310 PRINTING & BINDING	2,786	1,500	1,500	1,500
321 UNIFORMS	4,835	4,000	4,000	4,000
331 FUEL & LUBRICANTS	15,659	23,000	23,000	15,000
347 GENERAL MAINTENANCE SUPPLIES	1,475	1,500	1,500	1,500
<i>SUPPLIES Totals</i>	26,350	31,500	31,500	23,500

OPERATIONS

410 DUES & SUBSCRIPTIONS	5,261	5,500	5,500	5,500
415 RECRUITING EXPENSES	177	-	-	-
420 AWARDS	2,440	5,000	5,000	5,000
430 TUITION & TRAINING	39,577	63,400	63,400	63,400
436 TRAVEL	13,901	15,250	15,250	15,250
<i>OPERATIONS Totals</i>	61,357	89,150	89,150	89,150

Fund	Department	Division
01 General Fund	30 Police	31 Administration

G/L Account	2022 Actual Amount	2023 Adopted Budget	2023 Amended Budget	2024 City Manager Approved
--------------------	-----------------------------------	------------------------------------	------------------------------------	---

UTILITIES

507 CELLULAR TELEPHONE	7,153	9,000	9,000	9,000
<i>UTILITIES Totals</i>	7,153	9,000	9,000	9,000

CAPITAL

612 COMPUTER EQUIPMENT	2,518	-	-	1,400
<i>CAPITAL Totals</i>	2,518	-	-	1,400

POLICE ADMINISTRATION Totals	1,499,256	1,657,550	1,602,550	1,775,350
-------------------------------------	------------------	------------------	------------------	------------------

DIVISION SUMMARY

Fund	Department	Division
01 General	30 Police	32 Communications

Expenditure Summary

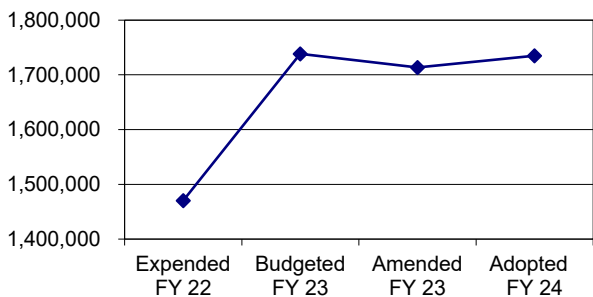
	Actual 21-22	Budgeted 22-23	Amended 22-23	Adopted 23-24
Personnel	1,104,518	1,297,700	1,272,700	1,307,750
Contractual	341,105	415,300	415,300	388,000
Supplies	4,840	7,450	7,450	7,450
Operational	12,533	13,150	13,150	27,100
Utilities	3,226	4,900	4,900	4,900
Capital	4,096	-	-	-
Total	1,470,317	1,738,500	1,713,500	1,735,200

Personnel Schedule

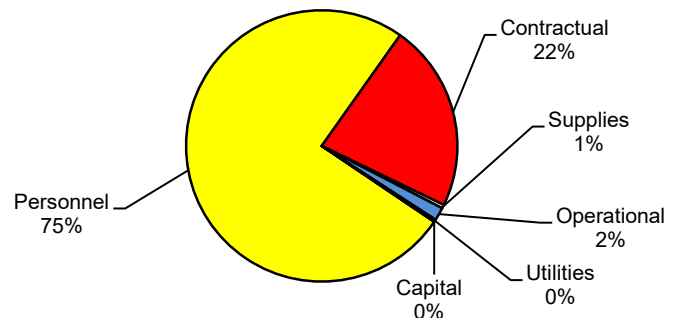
<u>Position</u>	Classification	<u>FY 23 Approved</u>	<u>FY 24 Adopted</u>
Communications Manager	23	1	1
Communications Supervisor	20	3	3
Communications Specialist	17	12	12

Activity Trends

Financial History



FY 24 Expenditures by Category



Fund	Department	Division
01 General Fund	30 Police	32 Communications

G/L Account	2022 Actual Amount	2023 Adopted Budget	2023 Amended Budget	2024 City Manager Approved
-------------	--------------------	---------------------	---------------------	----------------------------

PERSONNEL SERVICES

100 SALARIES & WAGES	695,768	964,400	824,400	987,650
109 SALARIES & WAGES-OVERTIME	186,343	90,000	205,000	100,000
113 EDUCATION/CERTIFICATE PAY	6,901	5,500	5,500	6,000
114 LONGEVITY PAY	4,310	6,200	6,200	5,250
120 FICA & MEDICARE EXPENSE	66,723	73,800	73,800	68,400
122 T.M.R.S. RETIREMENT EXPENSE	144,472	157,800	157,800	140,450
<i>PERSONNEL SERVICES Totals</i>	<u>1,104,518</u>	<u>1,297,700</u>	<u>1,272,700</u>	<u>1,307,750</u>

CONTRACTUAL

231 SERVICE MAINTENANCE CONTRACTS	341,105	415,300	415,300	388,000
<i>CONTRACTUAL Totals</i>	<u>341,105</u>	<u>415,300</u>	<u>415,300</u>	<u>388,000</u>

SUPPLIES

301 OFFICE SUPPLIES	599	900	900	900
310 PRINTING & BINDING	75	100	100	100
321 UNIFORMS	3,368	4,750	4,750	4,750
347 GENERAL MAINTENANCE SUPPLIES	798	1,700	1,700	1,700
<i>SUPPLIES Totals</i>	<u>4,840</u>	<u>7,450</u>	<u>7,450</u>	<u>7,450</u>

OPERATIONS

410 DUES & SUBSCRIPTIONS	1,690	1,000	1,000	-
415 RECRUITING EXPENSES	2,081	3,300	3,300	3,300
430 TUITION & TRAINING	4,254	4,350	4,350	19,300

Notes:	Required Training
An increase of \$15,000 to this line item to offset the expense of newly mandated training by the State of Texas. The increase will allow Telecommunicators to attend work related conferences and supervisors to attend leadership training.	
CITY MANAGER'S COMMENTS: Approved	

436 TRAVEL	4,507	4,500	4,500	4,500
<i>OPERATIONS Totals</i>	<u>12,533</u>	<u>13,150</u>	<u>13,150</u>	<u>27,100</u>

Fund	Department	Division
01 General Fund	30 Police	32 Communications

G/L Account	2022 Actual Amount	2023 Adopted Budget	2023 Amended Budget	2024 City Manager Approved
<i>UTILITIES</i>				
507 CELLULAR TELEPHONE	3,226	4,900	4,900	4,900
<i>UTILITIES Totals</i>	<u>3,226</u>	<u>4,900</u>	<u>4,900</u>	<u>4,900</u>
<i>CAPITAL</i>				
612 COMPUTER EQUIPMENT	4,096	-	-	-
<i>CAPITAL Totals</i>	<u>4,096</u>	<u>-</u>	<u>-</u>	<u>-</u>
COMMUNICATIONS Totals	1,470,317	1,738,500	1,713,500	1,735,200

DIVISION SUMMARY

Fund	Department	Division
01 General	30 Police	33 Patrol

Expenditure Summary

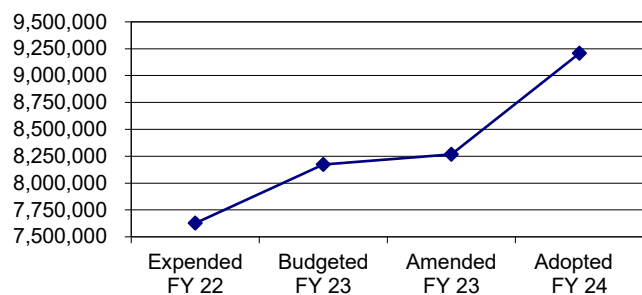
	Actual 21-22	Budgeted 22-23	Amended 22-23	Adopted 23-24
Personnel	6,151,947	6,674,250	6,768,250	6,855,350
Contractual	208,334	157,000	157,000	157,000
Supplies	415,271	547,550	547,550	524,050
Operational	98,278	86,000	86,000	86,000
Utilities	14,043	15,950	15,950	19,950
Capital	738,884	691,000	691,000	1,566,250
Total	7,626,757	8,171,750	8,265,750	9,208,600

Personnel Schedule

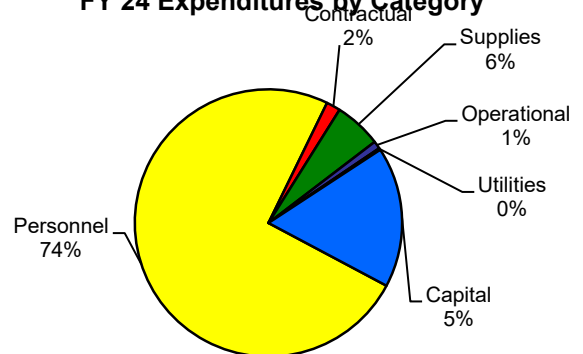
<u>Position</u>	Classification	<u>FY 23 Approved</u>	<u>FY 24 Adopted</u>
Patrol Sergeant	P7	7	7
Patrol Officer	P5	48	48
Crime Analyst	19	1	1

Activity Trends

Financial History



FY 24 Expenditures by Category



Fund	Department	Division
01 General Fund	30 Police	33 Patrol

G/L Account	2022 Actual Amount	2023 Adopted Budget	2023 Amended Budget	2024 City Manager Approved
--------------------	---------------------------	----------------------------	----------------------------	-----------------------------------

PERSONNEL SERVICES

100 SALARIES & WAGES	4,275,982	4,965,800	4,715,800	5,149,850
108 OVERTIME-STEP	31,549	80,000	80,000	50,000
109 SALARIES & WAGES-OVERTIME	564,296	350,000	590,000	350,000
113 EDUCATION/CERTIFICATE PAY	53,292	56,400	56,400	60,000
114 LONGEVITY PAY	21,763	24,900	24,900	22,100
120 FICA & MEDICARE EXPENSE	375,145	381,450	405,450	403,950
122 T.M.R.S. RETIREMENT EXPENSE	829,920	815,700	895,700	819,450

PERSONNEL SERVICES Totals 6,151,947 6,674,250 6,768,250 6,855,350

CONTRACTUAL

240 EQUIPMENT REPAIRS	4,805	6,000	6,000	6,000
242 EQUIPMENT RENTAL & LEASE	4,434	1,000	1,000	1,000
246 VEHICLE REPAIRS	199,095	150,000	150,000	150,000

CONTRACTUAL Totals 208,334 157,000 157,000 157,000

SUPPLIES

301 OFFICE SUPPLIES	951	1,000	1,000	1,000
310 PRINTING & BINDING	1,506	3,900	3,900	3,900
315 TRAINING SUPPLIES	40,133	71,000	71,000	85,000

Notes:	Police Training Supplies
<p>We request a \$14,000 increase to the yearly recurring training supplies budget. Ammunition, simunition, and less-lethal munitions have significantly increased in price over the past two years along with freight shipping rates. Ammunition requirements for the police academy have also increased over the past two years. The training supplies budget has not seen an increase during this time.</p> <p>CITY MANAGER'S COMMENTS: <i>Approved</i></p>	

321 UNIFORMS	129,211	188,250	188,250	188,250
331 FUEL & LUBRICANTS	214,297	250,000	250,000	210,000
347 GENERAL MAINTENANCE SUPPLIES	18,194	13,400	13,400	15,900

Notes:	Drone Maintenance Funds
<p>We request an additional \$2500 in recurring funds for routine drone maintenance. These funds will be utilized to purchase replacement batteries, parts, and pay for minor repairs. Drone batteries with heavy use quickly diminish in capacity and flight time. Drones also require regular replacement of propellers to ensure safe operation.</p> <p>CITY MANAGER'S COMMENTS: <i>Approved</i></p>	

Fund	Department	Division
01 General Fund	30 Police	33 Patrol

G/L Account	2022 Actual Amount	2023 Adopted Budget	2023 Amended Budget	2024 City Manager Approved
--------------------	-----------------------------------	------------------------------------	------------------------------------	---

374 POLICE EXPLORER PROGRAM	7,108	10,000	10,000	10,000
376 POLICE CANINE EXPENSE	3,872	10,000	10,000	10,000
<i>SUPPLIES Totals</i>	415,271	547,550	547,550	524,050

OPERATIONS

410 DUES & SUBSCRIPTIONS	1,632	500	500	500
415 RECRUITING EXPENSES	19,058	15,500	15,500	15,500
430 TUITION & TRAINING	50,477	50,000	50,000	50,000
436 TRAVEL	27,111	20,000	20,000	20,000
<i>OPERATIONS Totals</i>	98,278	86,000	86,000	86,000

UTILITIES

507 CELLULAR TELEPHONE	14,043	15,950	15,950	19,950
------------------------	--------	--------	--------	--------

Notes:	Cellular Phones for Traffic
The Patrol Division is requesting \$3,400 for 4 cellular phone packages. These phones will be issued to the officers assigned to the Traffic Unit. Officers assigned to the Traffic Unit are classified as Investigators due to their responsibilities for conducting fatal crash investigations and criminal investigations related to motor vehicles.	
CITY MANAGER'S COMMENTS: Approved	

Notes:	Crisis Negotiation Phone Line
We request an additional \$600 in recurring expenses for the addition of a cellular phone. The additional cellular phone will be utilized primarily for crisis negotiators but can secondarily serve patrol and narcotics functions where it is critical calls and text messages are recorded.	
CITY MANAGER'S COMMENTS: Approved	

<i>UTILITIES Totals</i>	14,043	15,950	15,950	19,950
-------------------------	--------	--------	--------	--------

Fund	Department	Division
01 General Fund	30 Police	33 Patrol

G/L Account	2022 Actual Amount	2023 Adopted Budget	2023 Amended Budget	2024 City Manager Approved
-------------	--------------------	---------------------	---------------------	----------------------------

CAPITAL

623 VEHICLES	659,281	660,000	660,000	1,114,000
--------------	---------	---------	---------	-----------

Notes:	Motorcycle for Traffic Unit
<p>The Traffic Unit is requesting \$61,000 to purchase a new Harley Davidson motorcycle. This motorcycle will replace a 2017 model with high mileage (34,718 miles) that sustained extensive damage during a training class. Due to the age, mileage, and estimated cost of repair, the unit must be rotated out of service. The purchase price for the motorcycle with emergency equipment and graphics is \$55,434.38. An additional 10% has been added according to the buy board contract to account for a potential increase in pricing.</p> <p>CITY MANAGER'S COMMENTS: Approved from General Fund Reserves</p>	

Notes:	Patrol Vehicles, Equip, Upfit
<p>\$1,053,890 for (10) New Patrol Vehicles (5) Tahoe's and (5) Explorer's. The request includes the purchase cost of vehicles, \$536,525, and the required equipment and up-fitting costs, \$516,475.</p> <p>The requested Community Services Lieutenant will require a vehicle.</p> <p>Increasing police vehicle longevity, maintaining a functioning, reliable fleet, and instituting a Take Home Vehicle (THV) program has proven and becomes more difficult with this proposition. Supply Chain and Service Provider workforce issues has continued to inhibit this goal while taxing an aging police fleet operated around the clock resulting in increased overall fleet mileage on newer vehicles and mechanical failures.</p> <p>The addition of (10) new patrol vehicles will help with all aspects of fleet maintenance while also allowing the department progress in instituting the THV.</p> <p>CITY MANAGER'S COMMENTS: Approved from General Fund Reserves</p>	

624 POLICE EQUIPMENT	69,888	16,000	16,000	452,250
----------------------	--------	--------	--------	---------

Notes:	T10 Tasers for Officers
<p>\$432,260 for the replacement program in order to purchase 100 T10 Taser Less than Lethal Systems. The T-10 is an electroshock less than lethal weapon that utilizes a dart system to connect and deliver electric current to disrupt voluntary control of muscles which temporarily causes "neuromuscular incapacitation." The Taser program has seen great success in deescalating volatile situations and combative subjects while reducing overall injuries and civil liability. We currently issue officers the Taser X2, which was developed in 2011 and is considered outdated technology and is no longer a viable option due to it being discontinued. Further, our current Tasers have begun to see failures in batteries and handles due to their age and will fully exceed their useful life cycle and warranty in October 2023. The project delivery schedule for the T10 is currently May of 2024 placing the age of the current Tasers at more than five and half years. The Axon contract will spread out the cost of the Taser program over 5 years and provides all Tasers, holsters, an unlimited supply of training, certification, and live cartridges, a Taser training suit, instructor certifications, a 5 Year Warrant, technical supports, and a \$10 million-dollar liability insurance policy.</p> <p>CITY MANAGER'S COMMENTS: Approved from General Fund Reserves</p>	

624 SWAT EQUIPMENT	9,714	15,000	15,000	-
--------------------	-------	--------	--------	---

CAPITAL Totals 738,884 691,000 691,000 1,566,250

PATROL Totals	7,626,757	8,171,750	8,265,750	9,208,600
----------------------	------------------	------------------	------------------	------------------

DIVISION SUMMARY

Fund	Department	Division
01 General	30 Police	34 CID

Expenditure Summary

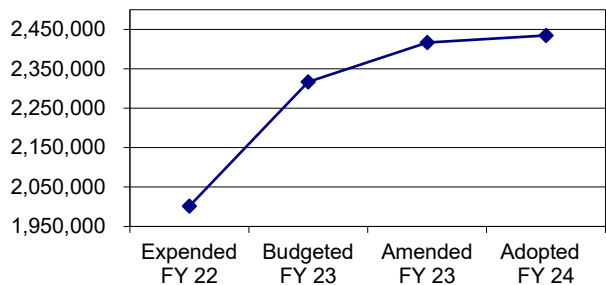
	Actual 21-22	Budgeted 22-23	Amended 22-23	Adopted 23-24
Personnel	1,721,263	2,002,200	2,092,200	2,184,200
Contractual	88,856	124,600	132,100	159,450
Supplies	46,730	50,800	53,300	55,800
Operational	23,744	17,800	17,800	21,500
Utilities	12,298	19,550	19,550	12,350
Capital	108,636	101,500	101,500	1,400
Total	2,001,527	2,316,450	2,416,450	2,434,700

Personnel Schedule

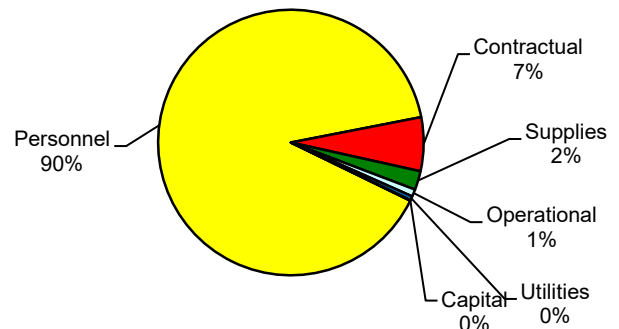
<u>Position</u>	Classification	<u>FY 23 Approved</u>	<u>FY 24 Adopted</u>
Sergeant	P7	3	3
Investigator	P5	8	8
Investigator - Narcotics	P5	4	4
Administrative Assistant	12	-	1
Public Safety Officer/Crime Scene Tech.	14	1	1
Property and Evidence Technician	14	1	1

Activity Trends

Financial History



FY 24 Expenditures by Category



Fund	Department	Division
01 General Fund	30 Police	34 Criminal Investigation

G/L Account	2022 Actual Amount	2023 Adopted Budget	2023 Amended Budget	2024 City Manager Approved
-------------	--------------------------	---------------------------	---------------------------	----------------------------------

PERSONNEL SERVICES

100	SALARIES & WAGES	1,219,992	1,507,400	1,467,400	1,650,450
-----	------------------	-----------	-----------	-----------	-----------

Notes:	Administrative Assistant
<p>The Criminal Investigation Division is requesting to add a civilian Administrative Assistant to the Department. While the position will tentatively report to the Criminal Investigation Division Lieutenant, it will also serve the Patrol Division with administrative functions currently handled by officers, detectives, records staff, supervisors and managers. This position will allow those personnel to focus on primary functions related to their job. Anticipated job duties will include: answering general questions via phone and email for officers and detectives related to calls for service/active cases, manage paperwork and workflows related to hiring/onboarding, help manage training and personnel records, create agendas for and take minutes at various divisional meetings, coordinate the collection and submission of timesheets to finance, prepare check requests and purchase orders as needed, and other job-related functions.</p> <p>\$60,565 Salary and Benefits \$ 1,400 Computer</p> <p>CITY MANAGER'S COMMENTS: Approved</p>	

Notes:	Crime Scene Technician
<p>The Criminal Investigation Division is requesting to add a non-sworn Crime Scene Technician position. The position will report to the Criminal Investigation Division Sergeant but serve as a resource for the entire department. Historically, officers and/or detectives were solely responsible for processing their own scenes. In recent years, the department has developed a contingent of patrol officers/detectives who were selected as a Crime Scene Response Team. However, this has significant limitations and is contingent on call/case load and manpower and has significant overtime costs associated. Internal examination of calls for service and case reports identified approximately 130 scenes where a dedicated Crime Scene Technician would have been routed to gather evidence.</p> <p>\$65,800 Salary and Benefits \$1,200 Cell phone \$1,400</p> <p>CITY MANAGER'S COMMENTS: Disapproved</p>	

109	SALARIES & WAGES-OVERTIME	145,758	98,600	190,600	100,000
113	EDUCATION/CERTIFICATE PAY	23,715	21,700	21,700	22,000
114	LONGEVITY PAY	11,530	12,600	12,600	15,050
120	FICA & MEDICARE EXPENSE	99,537	115,300	125,300	127,250
122	T.M.R.S. RETIREMENT EXPENSE	220,732	246,600	274,600	269,450

<i>PERSONNEL SERVICES Totals</i>	1,721,263	2,002,200	2,092,200	2,184,200
----------------------------------	-----------	-----------	-----------	-----------

Fund	Department	Division
01 General Fund	30 Police	34 Criminal Investigation

G/L Account	2022 Actual Amount	2023 Adopted Budget	2023 Amended Budget	2024 City Manager Approved
-------------	--------------------	---------------------	---------------------	----------------------------

CONTRACTUAL

231	SERVICE MAINTENANCE CONTRACTS	44,349	84,100	84,100	117,950
-----	-------------------------------	--------	--------	--------	---------

Notes:	Maintenance Agreements
<p>\$1,200 subscriptions for Narcotics Investigations requiring advanced tracking for evidence collection and intelligence gathering through our partnership with the Drug Enforcement Administration/TASK Force Officer Position has necessitated the Criminal Investigation</p>	
<p>\$11,450 Cellbrite Premium Software This will expand our capabilities of examining cellular devices. This will provide 35 advanced actions for the department to use against locked devices in hopes of extracting necessary evidence in sensitive cases. This software is most effective in defeating and examining locked Android devices. Over the past three years, 287 cell phones have been examined forensically. 65% of those examinations were on android devices.</p>	
<p>\$13,150 FARO Warranty and Maintenance To purchase a 3-year hardware warranty and a 3-year software maintenance contract for the FARO Laser Scanner. The police department purchased the Faro Laser Scanner during the 2020 fiscal year. The device provides forensic mapping capabilities for crime scene investigations. The hardware warranty includes annual calibration which is required to ensure the integrity of the device when used as a criminal investigations tool. The integrity of the device is important during court testimony. The software maintenance agreement will provide software updates when they are made available.</p>	
<p>\$4,500 Physical/Cloud Analyzer Software Requesting an increase to add to our physical analyzer software so that data stored in the cloud can be analyzed along with a device extraction. In many forensic cell phone examinations, data that may have been deleted from the phone may be recovered from cloud storage. This upgrade would enable us to complete this sort of examination., further enhancing our forensic data-gathering ability and prosecutorial success.</p>	
<p>\$3,200 Upgrade Cellbrite Analyzer Harwarer upgrade our current Cellebrite UFED Touch 2 Analyzer with a Cellebrite Touch 3. After 2023, Cellebrite will no longer support the UFED Touch 2 which will make our current hardware obsolete. Cellbrite, its software and hardware components are critical in digital forensic investigations.</p>	
<p>CITY MANAGER'S COMMENTS: Approved</p>	

237	UNIFORM SERVICE	6,900	9,000	9,000	9,000
240	EQUIPMENT REPAIRS	378	500	500	500
246	VEHICLE REPAIRS	15,474	11,000	18,500	12,000
261	CRIME SCENE SERVICES	21,755	20,000	20,000	20,000

<i>CONTRACTUAL Totals</i>		88,856	124,600	132,100	159,450
---------------------------	--	--------	---------	---------	---------

Fund	Department	Division
01 General Fund	30 Police	34 Criminal Investigation

G/L Account	2022 Actual Amount	2023 Adopted Budget	2023 Amended Budget	2024 City Manager Approved
-------------	--------------------	---------------------	---------------------	----------------------------

SUPPLIES

301 OFFICE SUPPLIES	2,546	2,500	2,500	2,500
310 PRINTING & BINDING	225	500	500	500
321 UNIFORMS	6,379	7,300	7,300	7,300
331 FUEL & LUBRICANTS	25,921	30,000	30,000	30,000
347 GENERAL MAINTENANCE SUPPLIES	500	500	500	500
373 INVESTIGATION SUPPLIES	11,158	10,000	12,500	15,000

Notes:	Increase Investigative Supplies
<p>This account is used to help sustain and replenish investigative supplies commonly used to process crime scenes and purchase needed items to support investigations such as Narcotics Field Testing, Protective Latex Gloves, digital storage devices for large phone dumps, and many other commonly used investigative supplies. Utilization of this account can be hard to predict since it is based on case activity for any given year. However, the current allotted amount was depleted 7 months into the current budget. The Criminal Investigation Division is requesting a permanent \$5,000.00 increase to the Investigation year.</p>	
<p>CITY MANAGER'S COMMENTS: Approved</p>	

<i>SUPPLIES Totals</i>	46,730	50,800	53,300	55,800
------------------------	--------	--------	--------	--------

OPERATIONS

410 DUES & SUBSCRIPTIONS	1,261	1,000	1,000	1,000
430 TUITION & TRAINING	13,949	8,300	8,300	12,000

Notes:	Cellbrite Operator Training
<p>The Criminal Investigation Division is requesting a one-time allotment of \$3,700.00 to train an additional user for the Cellebrite Forensic Cell Phone Examination platform. This user will be allocated to the DEA Tactical Field Officer position to help meet an identified need in our on-going partnership with the DEA in Narcotics Investigations and Asset Sharing.</p>	
<p>CITY MANAGER'S COMMENTS: Approved</p>	

Notes:	Increase Tuition & Training
<p>The Criminal Investigation Division is requesting a permanent increase in the Tuition & Training budget of \$6,700. The current budgeted amount is \$8,300 for a unit with an authorized strength of 18 positions. Increased costs associated with training and travel related to training in order to sharpen/increase skill levels in a highly technical investigative age makes an increase in this line item necessary. The requested increase will bring the total designated amount to \$15,000 which more appropriately provides training funds for a division of this size.</p>	
<p>CITY MANAGER'S COMMENTS: Approved</p>	

Fund	Department	Division
01 General Fund	30 Police	34 Criminal Investigation

G/L Account	2022 Actual Amount	2023 Adopted Budget	2023 Amended Budget	2024 City Manager Approved
436 TRAVEL	8,534	8,000	8,000	8,000
447 DRUG TESTING	-	500	500	500
<i>OPERATIONS Totals</i>	23,744	17,800	17,800	21,500
<i>UTILITIES</i>				
507 CELLULAR TELEPHONE	12,298	19,550	19,550	12,350
<i>UTILITIES Totals</i>	12,298	19,550	19,550	12,350
<i>CAPITAL</i>				
610 FURNITURE & FIXTURES	-	63,200	63,200	-
612 COMPUTER EQUIPMENT	-	5,300	5,300	1,400
623 VEHICLES	108,636	33,000	33,000	-
<i>CAPITAL Totals</i>	108,636	101,500	101,500	1,400
CRIMINAL INVESTIGATIONS Totals	2,001,527	2,316,450	2,416,450	2,434,700

DIVISION SUMMARY

Fund	Department	Division
01 General	30 Police	35 Community Services

Expenditure Summary

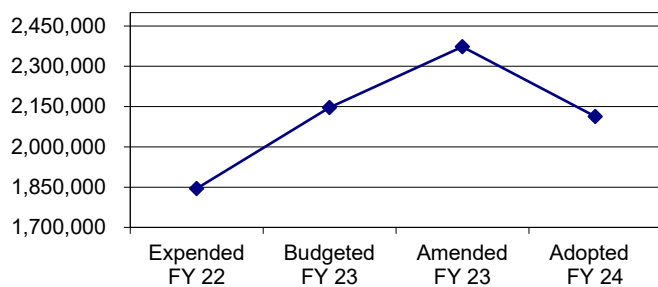
	Actual 21-22	Budgeted 22-23	Amended 22-23	Adopted 23-24
Personnel	1,569,729	1,724,650	1,950,650	1,969,200
Contractual	199,234	189,750	189,750	22,000
Supplies	64,657	106,550	106,550	98,550
Operational	7,213	9,900	9,900	9,900
Utilities	3,887	4,900	4,900	13,400
Capital	-	111,000	111,000	-
Total	1,844,719	2,146,750	2,372,750	2,113,050

Personnel Schedule

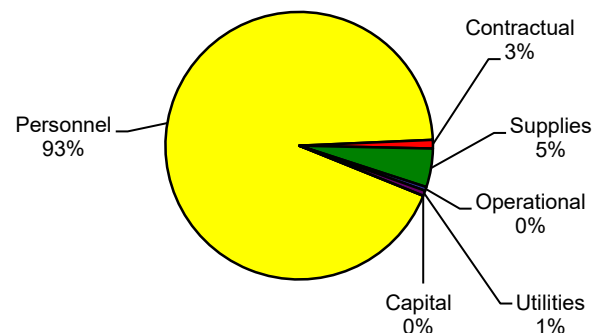
<u>Position</u>	<u>Classification</u>	<u>FY 23 Approved</u>	<u>FY 24 Adopted</u>
Sergeant - Juvenile/Crime Prevention	P7	2	2
School Resource Officer	P5	11	11
Crime Prevention Officer	P5	2	3

Activity Trends

Financial History



FY 24 Expenditures by Category



Fund	Department	Division
01 General Fund	30 Police	35 Community Services

G/L Account	2022 Actual Amount	2023 Adopted Budget	2023 Amended Budget	2024 City Manager Approved
-------------	--------------------	---------------------	---------------------	----------------------------

PERSONNEL SERVICES

100 SALARIES & WAGES	1,126,791	1,319,800	1,379,800	1,562,600
----------------------	-----------	-----------	-----------	-----------

Notes:	Community Services Officer
<p>We request the addition of a Community Services Officer. Currently, there are two Community Services Officers who handle all community service and outreach programs for the entire Police Department. In the past year they have facilitated and taught more than 39 formal programs and participated in numerous other community events. In addition, they are also tasked with the management or review of all special event permitting, Crime Prevention Through Environmental Design, Crime Stoppers, Rockwall Police and Clergy Partnership, Citizen’s Police Academy, all Citizens on Patrol (COPs) volunteers, the Police Explorer Program, Summer Safety Camps, and many others. Many of these programs take place after hours and on the weekends taxing the officers and increasing overtime. The community service officers are also often asked to also assist with SRO duties when shortages occur due to illness or required trainings. The addition of community service officer would provide the ability to spread out the increased workload, reduce overtime, provide additional staffing when SROs are not available and address several strategic initiatives to include a modified Neighborhood Police Officer Program for our underserved communities and our hotel/motel and apartment complexes. The position will require Uniforms, a Computer and Vehicle.</p> <p>Salary and Benefits \$118,649</p> <p>If approved the position will require: Cell Phone and Computer \$2500. Additionally, the line level officer that will ultimately back-fill requires equipment totaling \$17,525</p> <p>CITY MANAGER'S COMMENTS: Approved</p>	

109 SALARIES & WAGES-OVERTIME	106,086	50,000	155,000	50,000
113 EDUCATION/CERTIFICATE PAY	23,507	25,000	25,000	25,000
114 LONGEVITY PAY	11,305	13,000	13,000	13,000
120 FICA & MEDICARE EXPENSE	93,328	100,950	116,950	105,650
122 T.M.R.S. RETIREMENT EXPENSE	208,712	215,900	260,900	212,950

<i>PERSONNEL SERVICES Totals</i>	<u>1,569,729</u>	<u>1,724,650</u>	<u>1,950,650</u>	<u>1,969,200</u>
----------------------------------	------------------	------------------	------------------	------------------

CONTRACTUAL

240 EQUIPMENT REPAIRS	-	500	500	500
242 EQUIPMENT RENTAL & LEASE	66	500	500	500
243 BUILDING LEASE	169,426	167,750	167,750	-
246 VEHICLE REPAIRS	29,743	21,000	21,000	21,000

<i>CONTRACTUAL Totals</i>	<u>199,234</u>	<u>189,750</u>	<u>189,750</u>	<u>22,000</u>
---------------------------	----------------	----------------	----------------	---------------

Fund	Department	Division
01 General Fund	30 Police	35 Community Services

G/L Account	2022 Actual Amount	2023 Adopted Budget	2023 Amended Budget	2024 City Manager Approved
-------------	--------------------------	---------------------------	---------------------------	----------------------------------

SUPPLIES

301 OFFICE SUPPLIES	917	1,000	1,000	1,000
310 PRINTING & BINDING	75	600	600	600
321 UNIFORMS	15,181	24,450	24,450	24,450
331 FUEL & LUBRICANTS	32,723	45,000	45,000	37,000
347 GENERAL MAINTENANCE SUPPLIES	1,458	2,800	2,800	2,800
370 COP PROGRAM SUPPLIES	2,494	7,500	7,500	7,500
371 CRIME PREVENTION SUPPLIES	9,265	22,700	22,700	22,700
372 CPA PROGRAM SUPPLIES	2,542	2,500	2,500	2,500
<i>SUPPLIES Totals</i>	64,657	106,550	106,550	98,550

OPERATIONS

410 DUES & SUBSCRIPTIONS	270	900	900	900
430 TUITION & TRAINING	4,426	4,000	4,000	4,000
436 TRAVEL	2,517	5,000	5,000	5,000
<i>OPERATIONS Totals</i>	7,213	9,900	9,900	9,900

UTILITIES

507 CELLULAR TELEPHONE	3,887	4,900	4,900	13,400
------------------------	-------	-------	-------	--------

Notes: Cellular Phones for SROs
 The Patrol Division is requesting \$8,500 for a total of 11 cellular phone packages. The School Resource Officers work on school campuses and commonly use cell phones to communicate with school administrators and the parents of students. They also use cell phones to communicate with detectives, child protective services, and other organizations that partner with the Rockwall Police Department. The School Resources Officers receive calls about school-related incidents during and after normal business hours.

CITY MANAGER'S COMMENTS: Approved

<i>UTILITIES Totals</i>	3,887	4,900	4,900	13,400
-------------------------	-------	-------	-------	--------

CAPITAL

623 VEHICLES	-	111,000	111,000	-
<i>CAPITAL Totals</i>	-	111,000	111,000	-

COMMUNITY SERVICES Totals	1,844,719	2,146,750	2,372,750	2,113,050
----------------------------------	------------------	------------------	------------------	------------------

DIVISION SUMMARY

Fund	Department	Division
01 General	30 Police	36 Warrants

Expenditure Summary

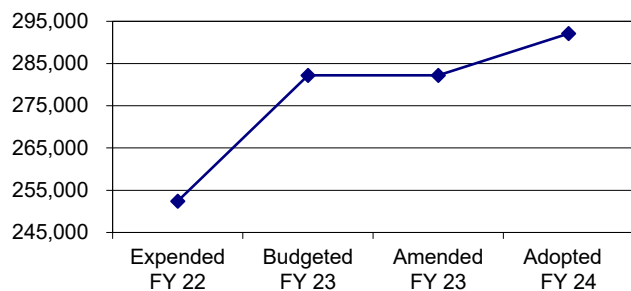
	Actual 21-22	Budgeted 22-23	Amended 22-23	Adopted 23-24
Personnel	250,364	276,500	276,500	286,350
Contractual	844	2,600	2,600	2,600
Supplies	1,223	3,150	3,150	3,150
Total	252,430	282,250	282,250	292,100

Personnel Schedule

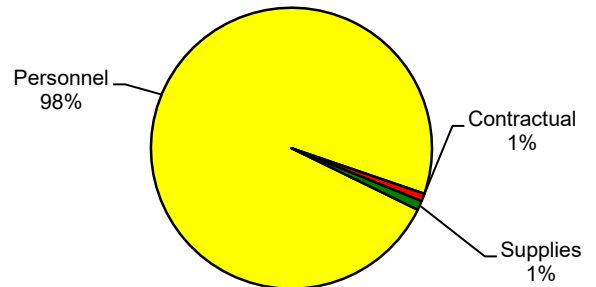
<u>Position</u>	Classification	<u>FY 23 Approved</u>	<u>FY 24 Adopted</u>
Warrant Clerk	12	1	1
Warrant Officers (2) P-T	P5	1	1
Bailiff (2) P-T	P5	1	1

Activity Trends

Financial History



FY 24 Expenditures by Category



Fund	Department	Division
01 General Fund	30 Police	36 Warrants

G/L Account	2022 Actual Amount	2023 Adopted Budget	2023 Amended Budget	2024 City Manager Approved
--------------------	-----------------------------------	------------------------------------	------------------------------------	---

PERSONNEL SERVICES

100 SALARIES & WAGES	220,812	243,200	243,200	252,700
109 SALARIES & WAGES-OVERTIME	-	1,500	1,500	1,500
113 EDUCATION/CERTIFICATE PAY	600	600	600	600
114 LONGEVITY PAY	2,493	2,900	2,900	2,700
120 FICA & MEDICARE EXPENSE	17,005	18,600	18,600	19,350
122 T.M.R.S. RETIREMENT EXP.	9,454	9,700	9,700	9,500

<i>PERSONNEL SERVICES Totals</i>	250,364	276,500	276,500	286,350
----------------------------------	---------	---------	---------	---------

CONTRACTUAL

231 SERVICE-MAINTENANCE CONTRACTS	844	900	900	900
240 EQUIPMENT REPAIRS	-	200	200	200
246 VEHICLE REPAIRS	-	1,500	1,500	1,500

<i>CONTRACTUAL Totals</i>	844	2,600	2,600	2,600
---------------------------	-----	-------	-------	-------

SUPPLIES

301 OFFICE SUPPLIES	77	150	150	150
310 PRINTING & BINDING	-	300	300	300
321 UNIFORMS	-	1,000	1,000	1,000
331 FUEL & LUBRICANTS	1,146	1,700	1,700	1,700

<i>SUPPLIES Totals</i>	1,223	3,150	3,150	3,150
------------------------	-------	-------	-------	-------

WARRANTS Totals	252,430	282,250	282,250	292,100
------------------------	----------------	----------------	----------------	----------------

DIVISION SUMMARY

Fund	Department	Division
01 General	30 Police	37 Records

Expenditure Summary

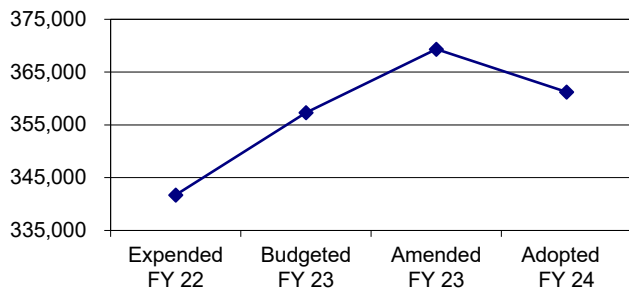
	Actual <u>21-22</u>	Budgeted <u>22-23</u>	Amended <u>22-23</u>	Adopted <u>23-24</u>
Personnel	333,819	345,400	357,400	351,650
Contractual	4,298	3,900	3,900	1,500
Supplies	2,277	2,950	2,950	2,950
Operational	708	5,100	5,100	5,100
Utilities	637	-	-	-
Total	<u>341,739</u>	<u>357,350</u>	<u>369,350</u>	<u>361,200</u>

Personnel Schedule

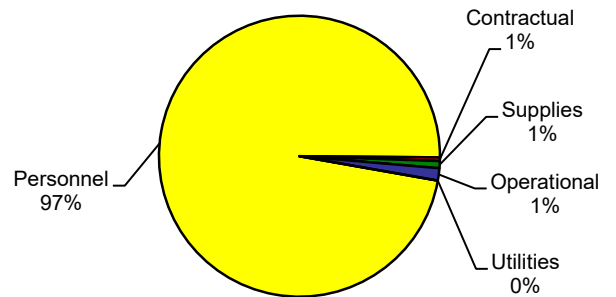
<u>Position</u>	Classification	<u>FY 23 Approved</u>	<u>FY 24 Adopted</u>
Personnel Sergeant	P7	1	1
Records Clerk	12	3	3

Activity Trends

Financial History



FY 24 Expenditures by Category



Fund	Department	Division
01 General Fund	30 Police	37 Police Records

G/L Account	2022 Actual Amount	2023 Adopted Budget	2023 Amended Budget	2024 City Manager Approved
-------------	--------------------------	---------------------------	---------------------------	----------------------------------

PERSONNEL SERVICES

100 SALARIES & WAGES	252,866	268,600	268,600	275,300
109 SALARIES & WAGES-OVERTIME	11,132	5,500	17,500	5,500
113 EDUCATION/CERTIFICATE PAY	2,400	3,000	3,000	3,000
114 LONGEVITY PAY	3,025	3,800	3,800	3,500
120 FICA & MEDICARE EXPENSE	19,832	20,550	20,550	21,050
122 T.M.R.S. RETIREMENT EXPENSE	44,563	43,950	43,950	43,300

<i>PERSONNEL SERVICES Totals</i>	333,819	345,400	357,400	351,650
----------------------------------	---------	---------	---------	---------

CONTRACTUAL

231 SERVICE MAINTENANCE CONTRACTS	1,170	2,400	2,400	-
240 EQUIPMENT REPAIRS	-	500	500	500
242 EQUIPMENT RENTAL & LEASE	3,050	-	-	-
246 VEHICLE REPAIRS	78	1,000	1,000	1,000

<i>CONTRACTUAL Totals</i>	4,298	3,900	3,900	1,500
---------------------------	-------	-------	-------	-------

SUPPLIES

301 OFFICE SUPPLIES	674	750	750	750
310 PRINTING & BINDING	260	200	200	200
331 FUEL & LUBRICANTS	1,343	2,000	2,000	2,000

<i>SUPPLIES Totals</i>	2,277	2,950	2,950	2,950
------------------------	-------	-------	-------	-------

OPERATIONS

410 DUES & SUBSCRIPTIONS	71	100	100	100
430 TUITION & TRAINING	637	2,500	2,500	2,500
436 TRAVEL	-	2,500	2,500	2,500

<i>OPERATIONS Totals</i>	708	5,100	5,100	5,100
--------------------------	-----	-------	-------	-------

UTILITIES

507 CELLULAR TELEPHONE	637	-	-	-
------------------------	-----	---	---	---

<i>UTILITIES Totals</i>	637	-	-	-
-------------------------	-----	---	---	---

POLICE RECORDS Totals	341,739	357,350	369,350	361,200
------------------------------	----------------	----------------	----------------	----------------

DIVISION SUMMARY

Fund	Department	Division
01 General	40 Community Development	41 Planning

Expenditure Summary

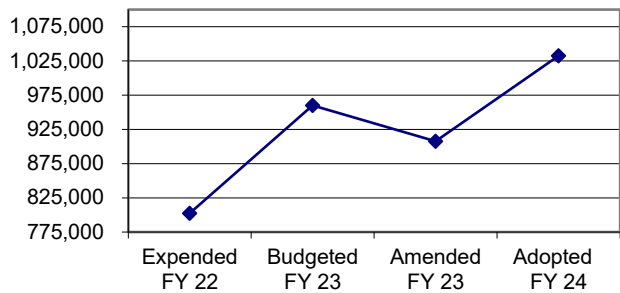
	Actual 21-22	Budgeted 22-23	Amended 22-23	Adopted 23-24
Personnel	680,533	829,800	777,800	851,800
Contractual	92,445	87,600	87,600	140,050
Supplies	3,056	4,400	4,400	6,200
Operational	25,321	36,700	36,700	33,200
Utilities	1,222	1,300	1,300	1,300
Total	802,577	959,800	907,800	1,032,550

Personnel Schedule

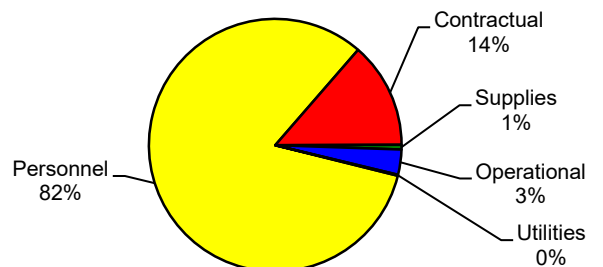
<u>Position</u>	<u>Classification</u>	<u>FY 23 Approved</u>	<u>FY 24 Adopted</u>
Planning and Zoning Director	-	1	1
GIS Supervisor	24	1	1
Senior Planner	24	-	1
Planner	20	2	1
GIS Analyst	20	1	1
GIS Technician	16	1	1
Planning Technician	16	1	1
Planning Coordinator	12	1	1

Activity Trends

Financial History



FY 24 Expenditures by Category



Fund	Department	Division
01 General Fund	40 Development Services	41 Planning & Zoning

G/L Account	2022 Actual Amount	2023 Adopted Budget	2023 Amended Budget	2024 City Manager Approved
-------------	--------------------	---------------------	---------------------	----------------------------

PERSONNEL SERVICES

100 SALARIES & WAGES	544,210	663,350	618,350	686,550
109 SALARIES & WAGES-OVERTIME	2,584	5,000	5,000	2,500
113 EDUCATION/CERTIFICATE PAY	1,500	1,200	1,200	1,500
114 LONGEVITY PAY	2,185	2,550	2,550	3,050
120 FICA & MEDICARE EXPENSE	40,472	49,150	49,150	52,500
122 T.M.R.S. RETIREMENT EXPENSE	89,581	108,550	101,550	105,700

<i>PERSONNEL SERVICES Totals</i>	680,533	829,800	777,800	851,800
----------------------------------	---------	---------	---------	---------

CONTRACTUAL

213 CONSULTING FEES	17,942	20,000	20,000	70,000
---------------------	--------	--------	--------	--------

Notes: [Roadway Impact Fee Study](#)

Section 395.052(a) of the Texas Local Government Code requires that a municipality that imposes an impact fee must update the land use assumptions and capital improvements plan at least every five (5) years. Staff is requesting \$50,000 in funding to initiate an update of the City's Roadway Impact Fees in accordance Section 395.052(a) of the TLGC. Staff should note -- that as was done in 2013 & 2019, staff will be preparing the Land Use Assumptions Report in-house, which will help lower the costs of this objective.

CITY MANAGER'S COMMENTS: [Approved from General Fund Reserves](#)

231 SERVICE MAINTENANCE CONTRACTS	68,323	60,600	60,600	63,050
233 NEWSPAPER NOTICES - ADVERTISING	6,180	7,000	7,000	7,000

<i>CONTRACTUAL Totals</i>	92,445	87,600	87,600	140,050
---------------------------	--------	--------	--------	---------

SUPPLIES

301 OFFICE SUPPLIES	1,566	1,600	1,600	1,600
310 PRINTING & BINDING	1,063	800	800	800
347 GENERAL MAINTENANCE SUPPLIES	426	2,000	2,000	3,800

<i>SUPPLIES Totals</i>	3,056	4,400	4,400	6,200
------------------------	-------	-------	-------	-------

Fund	Department	Division
01 General Fund	40 Development Services	41 Planning & Zoning

G/L Account	2022 Actual Amount	2023 Adopted Budget	2023 Amended Budget	2024 City Manager Approved
<i>OPERATIONS</i>				
410 DUES & SUBSCRIPTIONS	3,029	4,050	4,050	4,650
415 RECRUITING EXPENSES	23	-	-	-
428 MEETING EXPENSES	3,449	3,200	3,200	4,000
430 TUITION & TRAINING	7,514	14,600	14,600	9,700
436 TRAVEL	11,306	14,850	14,850	14,850
<i>OPERATIONS Totals</i>	25,321	36,700	36,700	33,200
<i>UTILITIES</i>				
507 CELLULAR TELEPHONE	1,222	1,300	1,300	1,300
<i>UTILITIES Totals</i>	1,222	1,300	1,300	1,300
PLANNING Totals	802,577	959,800	907,800	1,032,550

DIVISION SUMMARY

Fund	Department	Division
01 General	40 Community Development	42 Neighborhood Improvement

Expenditure Summary

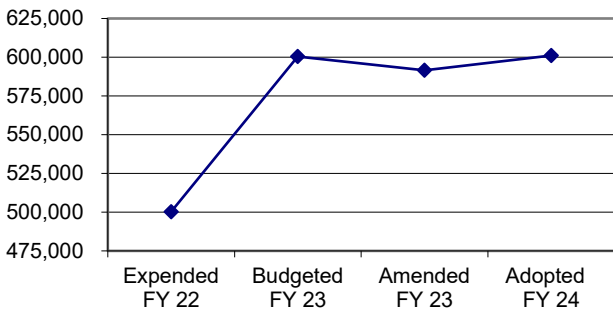
	Actual 21-22	Budgeted 22-23	Amended 22-23	Adopted 23-24
Personnel	339,396	380,900	380,900	393,450
Contractual	137,988	184,700	175,700	173,750
Supplies	14,524	21,500	21,500	20,500
Operational	4,964	9,650	9,650	9,650
Utilities	3,415	3,750	3,750	3,750
Total	500,288	600,500	591,500	601,100

Personnel Schedule

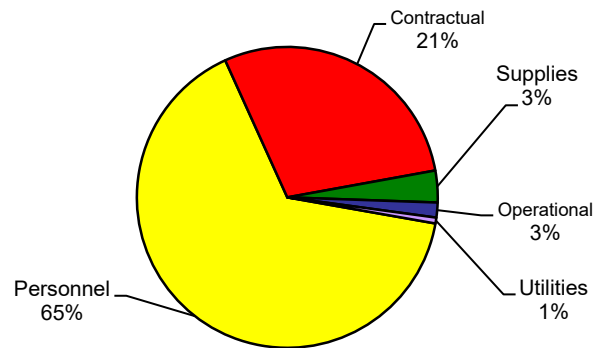
Position	Classification	FY 23 Approved	FY 24 Adopted
NIS Field Supervisor	21	1	1
NIS Representative	16	3	3
NIS Coordinator	12	1	1

Activity Trends

Financial History



FY 24 Expenditures by Category



Fund	Department	Division
01 General Fund	40 Development Services	42 Neighborhood Impr. Services

G/L Account	2022 Actual Amount	2023 Adopted Budget	2023 Amended Budget	2024 City Manager Approved
--------------------	-----------------------------------	------------------------------------	------------------------------------	---

PERSONNEL SERVICES

100 SALARIES & WAGES	270,766	303,650	303,650	315,050
109 SALARIES & WAGES-OVERTIME	114	1,000	1,000	1,000
113 EDUCATION/CERTIFICATE PAY	600	600	600	600
114 LONGEVITY PAY	2,500	2,800	2,800	3,150
120 FICA & MEDICARE EXPENSE	20,409	23,200	23,200	24,100
122 T.M.R.S. RETIREMENT EXPENSE	45,008	49,650	49,650	49,550
<i>PERSONNEL SERVICES Totals</i>	<u>339,396</u>	<u>380,900</u>	<u>380,900</u>	<u>393,450</u>

CONTRACTUAL

213 CONSULTING FEES	-	3,000	3,000	3,000
231 SERVICE MAINTENANCE CONTRACTS	1,626	2,950	2,950	2,000
240 EQUIPMENT REPAIRS	-	250	250	250
242 EQUIPMENT RENTAL & LEASE	1,751	500	500	500
246 VEHICLE REPAIRS	3,700	5,000	10,000	5,000
255 CODE ENFORCEMENT CONTRACT	17,865	25,000	25,000	25,000
256 HEALTH INSPECTION SERVICE	93,225	128,000	114,000	118,000
257 DEMOLITION SERVICES	19,822	20,000	20,000	20,000
<i>CONTRACTUAL Totals</i>	<u>137,988</u>	<u>184,700</u>	<u>175,700</u>	<u>173,750</u>

SUPPLIES

301 OFFICE SUPPLIES	1,597	2,500	2,500	2,500
310 PRINTING & BINDING	919	2,000	2,000	1,000
321 UNIFORMS	1,341	1,750	1,750	1,750
323 SMALL TOOLS	245	750	750	750
325 SAFETY SUPPLIES	122	1,500	1,500	1,500
331 FUEL & LUBRICANTS	10,300	12,500	12,500	12,500
347 GENERAL MAINTENANCE SUPPLIES	-	500	500	500
<i>SUPPLIES Totals</i>	<u>14,524</u>	<u>21,500</u>	<u>21,500</u>	<u>20,500</u>

Fund	Department	Division
01 General Fund	40 Development Services	42 Neighborhood Impr. Services

G/L Account	2022 Actual Amount	2023 Adopted Budget	2023 Amended Budget	2024 City Manager Approved
--------------------	-----------------------------------	------------------------------------	------------------------------------	---

OPERATIONS

410 DUES & SUBSCRIPTIONS	2,816	3,250	3,250	3,250
415 RECRUITING EXPENSES	180	-	-	-
430 TUITION & TRAINING	1,630	3,200	3,200	3,200
436 TRAVEL	338	3,200	3,200	3,200
<i>OPERATIONS Totals</i>	4,964	9,650	9,650	9,650

UTILITIES

507 CELLULAR TELEPHONE	3,415	3,750	3,750	3,750
<i>UTILITIES Totals</i>	3,415	3,750	3,750	3,750

NIS Totals	500,288	600,500	591,500	601,100
-------------------	----------------	----------------	----------------	----------------

DIVISION SUMMARY

Fund	Department	Division
01 General	40 Community Development	43 Inspections

Expenditure Summary

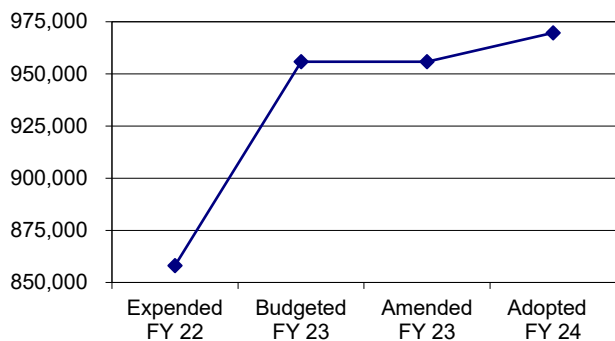
	Actual 21-22	Budgeted 22-23	Amended 22-23	Adopted 23-24
Personnel	739,647	787,350	787,350	814,250
Contractual	86,178	129,000	129,000	119,000
Supplies	14,246	19,800	19,800	19,800
Operational	11,891	13,250	13,250	10,250
Utilities	6,154	6,400	6,400	6,400
Total	858,116	955,800	955,800	969,700

Personnel Schedule

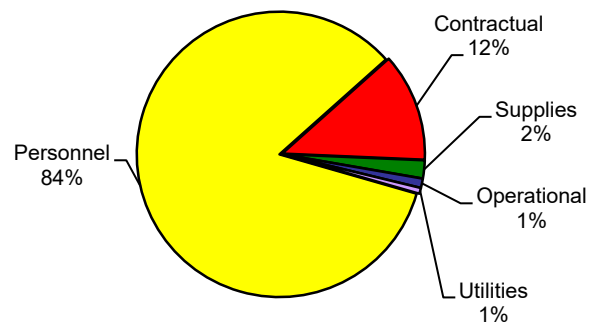
<u>Position</u>	<u>Classification</u>	<u>FY 23 Approved</u>	<u>FY 24 Adopted</u>
Building Official	-	1	1
Building Inspections Supervisor	21	1	1
Plans Examiner	20	1	1
Building Inspector	17	3	3
Permit Technician	12	2	2

Activity Trends

Financial History



FY 24 Expenditures by Category



Fund	Department	Division
01 General Fund	40 Development Services	43 Building Inspection

G/L Account	2022 Actual Amount	2023 Adopted Budget	2023 Amended Budget	2024 City Manager Approved
--------------------	---------------------------	----------------------------	----------------------------	-----------------------------------

PERSONNEL SERVICES

100 SALARIES & WAGES	586,462	627,050	627,050	652,200
109 SALARIES & WAGES-OVERTIME	2,235	1,000	1,000	1,000
113 EDUCATION/CERTIFICATE PAY	3,000	4,500	4,500	4,500
114 LONGEVITY PAY	4,815	5,400	5,400	4,150
120 FICA & MEDICARE EXPENSE	44,696	46,800	46,800	49,900
122 T.M.R.S. RETIREMENT EXPENSE	98,439	102,600	102,600	102,500
<i>PERSONNEL SERVICES Totals</i>	<u>739,647</u>	<u>787,350</u>	<u>787,350</u>	<u>814,250</u>

CONTRACTUAL

213 CONSULTING FEES	18,000	40,000	40,000	40,000
---------------------	--------	--------	--------	--------

Notes:	Consulting Fees
3rd party plan review services for large-scale commercial structures or multifamily development.	
CITY MANAGER'S COMMENTS: Approved	

231 SERVICE MAINTENANCE CONTRACTS	63,769	83,000	83,000	73,000
240 EQUIPMENT REPAIRS	433	500	500	500
242 EQUIPMENT RENTAL & LEASE	1,927	500	500	500
246 VEHICLE REPAIRS	2,049	5,000	5,000	5,000
<i>CONTRACTUAL Totals</i>	<u>86,178</u>	<u>129,000</u>	<u>129,000</u>	<u>119,000</u>

SUPPLIES

301 OFFICE SUPPLIES	1,248	1,250	1,250	1,250
310 PRINTING & BINDING	252	1,000	1,000	1,000
321 UNIFORMS	635	1,250	1,250	1,250
323 SMALL TOOLS	337	1,000	1,000	1,000
331 FUEL & LUBRICANTS	11,756	14,800	14,800	14,800
347 GENERAL MAINTENANCE SUPPLIES	19	500	500	500
<i>SUPPLIES Totals</i>	<u>14,246</u>	<u>19,800</u>	<u>19,800</u>	<u>19,800</u>

Fund	Department	Division
01 General Fund	40 Development Services	43 Building Inspection

G/L Account	2022 Actual Amount	2023 Adopted Budget	2023 Amended Budget	2024 City Manager Approved
--------------------	-----------------------------------	------------------------------------	------------------------------------	---

OPERATIONS

410 DUES & SUBSCRIPTIONS	4,396	6,000	6,000	3,000
415 RECRUITING EXPENSES	2,435	-	-	-
430 TUITION & TRAINING	3,621	4,000	4,000	4,000
436 TRAVEL	1,439	3,250	3,250	3,250
<i>OPERATIONS Totals</i>	11,891	13,250	13,250	10,250

UTILITIES

507 CELLULAR TELEPHONE	6,154	6,400	6,400	6,400
<i>UTILITIES Totals</i>	6,154	6,400	6,400	6,400

BUILDING INSPECTIONS Totals	858,116	955,800	955,800	969,700
------------------------------------	----------------	----------------	----------------	----------------

DIVISION SUMMARY

Fund	Department	Division
01 General	45 Parks & Recreation	45 Parks

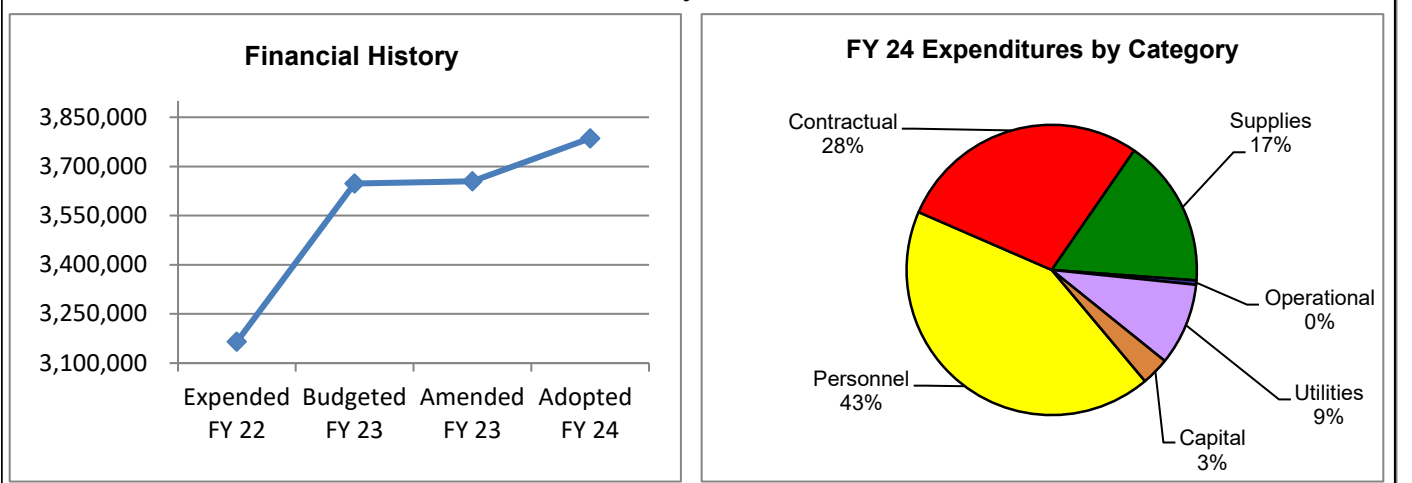
Expenditure Summary

	Actual 21-22	Budgeted 22-23	Amended 22-23	Adopted 23-24
Personnel	1,364,586	1,497,800	1,477,800	1,614,200
Contractual	855,343	1,020,000	1,020,000	1,063,450
Supplies	536,043	584,000	611,500	626,000
Operational	18,507	18,250	18,250	18,250
Utilities	309,019	342,500	342,500	346,500
Capital	81,626	185,000	185,000	117,500
Total	3,165,124	3,647,550	3,655,050	3,785,900

Personnel Schedule

<u>Position</u>	<u>Classification</u>	<u>FY 23 Approved</u>	<u>FY 24 Adopted</u>
Parks Superintendent	25	1	1
Parks Operations Supervisor	21	1	1
Crew Leader	17	4	4
Irrigation/Pesticide Technician	14	1	1
Equipment Operator	14	2	2
Maintenance Worker II	11	14	14
Maintenance Worker (PT/Temporary)	-	6	6

Activity Trends



Fund	Department	Division
01 General Fund	45 Parks & Recreation	45 Parks

G/L Account	2022 Actual Amount	2023 Adopted Budget	2023 Amended Budget	2024 City Manager Approved
-------------	--------------------------	---------------------------	---------------------------	----------------------------------

PERSONNEL SERVICES

100 SALARIES & WAGES	1,051,189	1,169,750	1,144,750	1,269,650
----------------------	-----------	-----------	-----------	-----------

Notes:	Additional Mowing Crew
<p>This request is to prepare us for the future, as our park system expands with new parks that have opened and several more that will be opening in the future. We are requesting to develop an addition mowing crew. This will assist the two current mowing crews with their work loads, but more importantly help us prepare for the future with current growth and growth to come.</p> <p>\$151,215 (2) Maintenance Workers Salary and Benefits</p> <p>\$60,652 Crew Leader Salary and Benefits</p> <p>CITY MANAGER'S COMMENTS: Disapproved</p>	

109 SALARIES & WAGES-OVERTIME	39,679	35,000	40,000	35,000
113 EDUCATION/CERTIFICATE PAY	300	1,800	1,800	1,800
114 LONGEVITY PAY	9,129	10,350	10,350	11,050
120 FICA & MEDICARE EXPENSE	82,902	89,500	89,500	97,150
122 T.M.R.S. RETIREMENT EXPENSE	181,386	191,400	191,400	199,550

<i>PERSONNEL SERVICES Totals</i>	<u>1,364,586</u>	<u>1,497,800</u>	<u>1,477,800</u>	<u>1,614,200</u>
----------------------------------	------------------	------------------	------------------	------------------

CONTRACTUAL

231 SERVICE MAINTENANCE CONTRACTS	1,152	1,000	1,000	1,650
237 UNIFORM SERVICE	11,761	15,200	15,200	15,200
240 EQUIPMENT REPAIRS	33,852	30,000	30,000	30,000
242 EQUIPMENT RENTAL & LEASE	6,471	11,800	11,800	11,800
244 BUILDING REPAIRS	26,042	27,700	27,700	27,700
246 VEHICLE REPAIRS	17,270	30,000	30,000	30,000
247 GROUNDS MAINTENANCE	729,388	879,300	879,300	917,100

Notes:	Ground Maintenance
<p>The SLM contract is up for renewal in February 2024. We are adding a 5% increase to both mowing contracts not knowing how the re-bid will impact budget, but we are assuming an increase.</p> <p>SLM: \$686,160 SRH: \$101,915 Nema 3: \$20,000 Chief Landscaping: \$15,000 New sites for 2024: \$50,000 Safety net for weather: \$25,000 PD South \$8,100</p> <p>CITY MANAGER'S COMMENTS: Approved</p>	

Fund	Department	Division
01 General Fund	45 Parks & Recreation	45 Parks

G/L Account	2022 Actual Amount	2023 Adopted Budget	2023 Amended Budget	2024 City Manager Approved
270 WASTE DISPOSAL SERVICE	29,407	25,000	25,000	30,000

Notes:	Hazardous Trees Increase
This line item is for hazard tree removal and storm response. The report of hazardous trees seems to increase yearly and with storms becoming more frequent and more intense this line item needs to be increased to adequately mitigate these hazards.	
CITY MANAGER'S COMMENTS: Approved	

CONTRACTUAL Totals 855,343 1,020,000 1,020,000 1,063,450

SUPPLIES

301 OFFICE SUPPLIES	42	300	300	300
310 PRINTING & BINDING	-	200	200	200
323 SMALL TOOLS	18,981	20,500	20,500	20,500
325 SAFETY SUPPLIES	6,551	8,000	8,000	8,000
331 FUEL & LUBRICANTS	63,382	70,000	70,000	62,000
333 CHEMICAL	67,156	80,000	80,000	80,000
341 CONSTRUCTION & REPAIR SUPPLIES	81,063	78,500	106,000	125,000

Notes:	Construction Supplies Increase
This line item is utilized for the maintenance and repair of park amenities. As infrastructure ages, more parks are put into service and the high use our parks system it is important to have funding to manage projects and repairs to ensure a safe and enjoyable experience at our park system.	
CITY MANAGER'S COMMENTS: Approved	

347 GENERAL MAINTENANCE SUPPLIES	99,298	100,000	100,000	125,000
----------------------------------	--------	---------	---------	---------

Notes:	Gen. Maint. \$25,000.00 increase
This line item is utilized for the maintenance and repair of park amenities. As infrastructure ages, more parks are put into service and the high use our parks system it is important to have funding to manage projects and repairs to ensure a safe and enjoyable experience at our park system.	
CITY MANAGER'S COMMENTS: Approved	

349 AGRICULTURAL SUPPLIES	163,216	164,000	164,000	130,000
---------------------------	---------	---------	---------	---------

Notes:	Sod Replacement
This request is to re-sod the dog park which is on a 3-year cycle to keep the dog park pristine and eliminate complaints about mud.	
CITY MANAGER'S COMMENTS: Approved	

Fund	Department	Division
01 General Fund	45 Parks & Recreation	45 Parks

G/L Account	2022 Actual Amount	2023 Adopted Budget	2023 Amended Budget	2024 City Manager Approved
350 IRRIGATION SYSTEM SUPPLIES	36,356	62,500	62,500	75,000

Notes: Irrigation Supplies Increase

This line item is utilized for the maintenance and repair of irrigation. As infrastructure ages, more parks are put into service and the high use our parks system it is important to have funding to manage these repairs and projects which decreases water use through conservation of properly managed systems.

This request also includes up to \$20,000 for failure of DCV backflow devices during our annual inspections if needed.

CITY MANAGER'S COMMENTS: Approved

<i>SUPPLIES Totals</i>	536,043	584,000	611,500	626,000
------------------------	---------	---------	---------	---------

OPERATIONS

415 RECRUITING EXPENSES	1,783	500	500	500
430 TUITION & TRAINING	6,434	7,750	7,750	7,750
436 TRAVEL	5,311	5,000	5,000	5,000
480 VOLUNTEER PROGRAM	4,980	5,000	5,000	5,000
<i>OPERATIONS Totals</i>	18,507	18,250	18,250	18,250

UTILITIES

507 CELLULAR TELEPHONE	19,455	17,500	17,500	21,500
------------------------	--------	--------	--------	--------

Notes: Irrigation Controllers Increase

This increase is for additional communication air cards for our Weathermatic Central Control controllers that allow us to monitor and control irrigation from anywhere which saves water and time.

New sites came online in 2023 and we foresee additional sites coming online in 2024.

CITY MANAGER'S COMMENTS: Approved

513 WATER	289,564	325,000	325,000	325,000
<i>UTILITIES Totals</i>	309,019	342,500	342,500	346,500

Fund	Department	Division
01 General Fund	45 Parks & Recreation	45 Parks

G/L Account	2022 Actual Amount	2023 Adopted Budget	2023 Amended Budget	2024 City Manager Approved
-------------	--------------------	---------------------	---------------------	----------------------------

CAPITAL

603 BUILDINGS	-	125,000	125,000	55,000
---------------	---	---------	---------	--------

Notes:	Park Building Ph II and Storage
<p>\$25,000 This is for phase II completion of our new park building which includes; exterior lighting, heating, and insulation.</p> <p>\$30,000 This request is also to build at permanent storage building at the service to eliminate off site storage and easier access to park and rec storage. This facility should pay for itself in 12 to 18 months with current offsite storage cost.</p> <p>CITY MANAGER'S COMMENTS: Approved from General Fund Reserves</p>	

612 COMPUTER EQUIPMENT	-	-	-	7,500
------------------------	---	---	---	-------

Notes:	Crew Leader Desktops
<p>This request is for 5 desk top computers for the 5 park crew leaders for the new park building offices.</p> <p>CITY MANAGER'S COMMENTS: Approved</p>	

621 FIELD MACHINERY & EQUIPMENT	50,286	-	-	55,000
---------------------------------	--------	---	---	--------

Notes:	Additional Toro Dingo TX 1000
<p>This is for an additional Toro Dingo XT1000 general park construction unit. We have one unit that is approaching 6 years old and is used daily for our project crews and now that we have a 2nd project crew we need an additional unit to stay ahead of projects and ease the workload on the one unit. Many projects are on hold while waiting for the one unit to become free for use.</p> <p>CITY MANAGER'S COMMENTS: Approved from General Fund Reserves</p>	

623 VEHICLES	31,340	60,000	60,000	-
--------------	--------	--------	--------	---

Notes:	3/4 Chevy and trailer
<p>This additional unit is for a 3/4 ton truck and trailer for our North mowing crew.</p> <p>This is an additional and not a replacement, as we want to keep the older unit for the expansion to a 3rd mowing crew in the near future.</p> <p>If the request for a 3rd mowing crew is not approved in the 2023-2024 budget request we will still have the older unit available for staff use and 3rd mowing crew in the future to eliminate the request of a new vehicle at that time.</p> <p>CITY MANAGER'S COMMENTS: Disapproved</p>	

CAPITAL Totals 81,626 185,000 185,000 117,500

PARKS Totals	3,165,124	3,647,550	3,655,050	3,785,900
---------------------	------------------	------------------	------------------	------------------

DIVISION SUMMARY

Fund	Department	Division
01 General	45 Parks & Recreation	46 Harbor O&M

Expenditure Summary

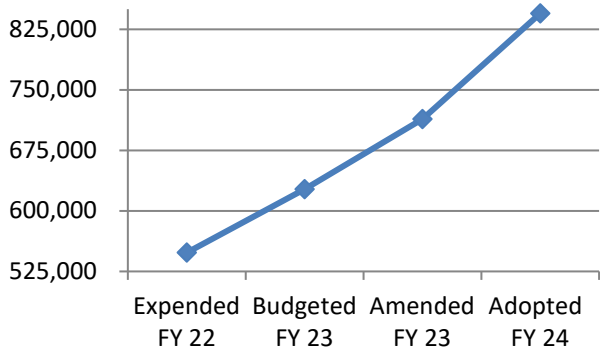
	Actual 21-22	Budgeted 22-23	Amended 22-23	Adopted 23-24
Personnel	134,163	141,050	144,550	258,700
Contractual	197,275	260,300	343,685	360,300
Supplies	71,584	101,000	101,000	101,000
Operational	-	1,050	1,050	1,050
Utilities	145,227	123,600	123,600	123,600
Total	548,249	627,000	713,885	844,650

Personnel Schedule

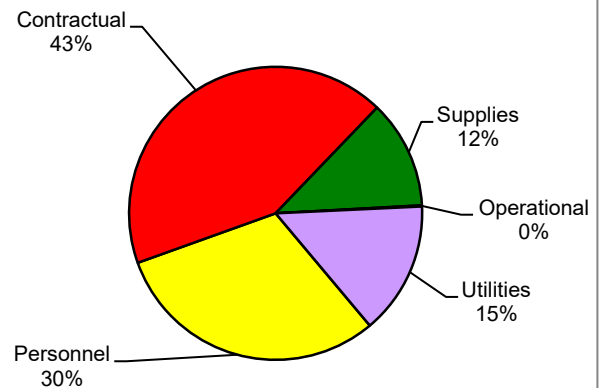
<u>Position</u>	<u>Classification</u>	<u>FY 23 Approved</u>	<u>FY 24 Adopted</u>
Harbor Technician	17	1	1
Maintenance Worker II	11	1	3

Activity Trends

Financial History



FY 24 Expenditures by Category



Fund	Department	Division
01 General Fund	45 Parks & Recreation	46 Harbor

G/L Account	2022 Actual Amount	2023 Adopted Budget	2023 Amended Budget	2024 City Manager Approved
-------------	--------------------------	---------------------------	---------------------------	----------------------------------

PERSONNEL SERVICES

100 SALARIES & WAGES	100,519	108,900	108,900	202,000
----------------------	---------	---------	---------	---------

Notes:	Additional Maintenance Workers
<p>This request is to help staff immediately and prepare us for the future. This will assist the current crew leader and one helper with their workloads, but more importantly, help us prepare for the future with new growth.</p> <p>The current 2 employees are responsible for all maintenance and activities in Downtown and the Harbor. Special events and number of visitors increase daily.</p> <p>\$95,071 (2) Maintenance Workers Salary and benefits</p> <p>CITY MANAGER'S COMMENTS: Approved to begin 4/1/2024</p>	

109 SALARIES & WAGES-OVERTIME	5,593	4,000	7,500	7,500
-------------------------------	-------	-------	-------	-------

Notes:	Overtime increase
<p>As special events increase and aging infrastructure needs additional maintenance and repairs after hours work load is increasing resulting in the additional funding needed.</p> <p>CITY MANAGER'S COMMENTS: Approved</p>	

114 LONGEVITY PAY	1,760	1,950	1,950	2,000
120 FICA & MEDICARE EXPENSE	8,438	8,350	8,350	15,450
122 T.M.R.S. RETIREMENT EXPENSE	17,853	17,850	17,850	31,750

<i>PERSONNEL SERVICES Totals</i>	<u>134,163</u>	<u>141,050</u>	<u>144,550</u>	<u>258,700</u>
----------------------------------	----------------	----------------	----------------	----------------

CONTRACTUAL

231 SERVICE MAINTENANCE CONTRACTS	202	500	500	500
237 UNIFORM SERVICE	2,072	2,800	2,800	2,800
240 EQUIPMENT REPAIRS	4,823	7,500	7,500	7,500
242 EQUIPMENT RENTAL & LEASE	1,706	6,000	6,000	6,000
244 BUILDING REPAIRS	47,223	60,000	137,885	60,000

Fund	Department	Division
01 General Fund	45 Parks & Recreation	46 Harbor

G/L Account	2022 Actual Amount	2023 Adopted Budget	2023 Amended Budget	2024 City Manager Approved
245 POOL REPAIR & MAINTENANCE	50,045	80,000	80,000	180,000

Notes: Fountain LED Conversion

This request is for the conversion of incandescent underwater lighting that is failing on a weekly basis to LED lighting. This lighting illuminates the fountain and two waterfalls by Cinemark Theater.

The current system is old and water is getting into the fixtures and shorting out the system. The current bulbs do not last long due to the amount of heat that they put out causing them to fail often.

To make the repairs the fountain has to be drained and refilled that cost between \$5,000 and \$7,500 each time. Also, it takes approximately an hour per fixture to repair and with over 100 fixtures this project will pay for itself within 24 to 36 months. LED lights have little to no maintenance and electrical bills will be dramatically reduced also.

CITY MANAGER'S COMMENTS: Approved from General Fund Reserves

246 VEHICLE REPAIRS	4,398	2,500	8,000	2,500
247 GROUNDS MAINTENANCE	86,806	101,000	101,000	101,000
<i>CONTRACTUAL Totals</i>	197,275	260,300	343,685	360,300

SUPPLIES

323 SMALL TOOLS	2,373	2,000	2,000	2,000
325 SAFETY SUPPLIES	192	500	500	500
331 FUEL & LUBRICANTS	5,879	8,000	8,000	8,000
333 CHEMICALS	13,026	25,000	25,000	25,000
347 GENERAL MAINTENANCE SUPPLIES	7,512	10,000	10,000	10,000
349 AGRICULTURAL SUPPLIES	23,482	22,500	22,500	22,500
350 IRRIGATION SYSTEM SUPPLIES	4,659	5,000	5,000	5,000
390 SWIMMING POOL SUPPLIES	14,461	28,000	28,000	28,000
<i>SUPPLIES Totals</i>	71,584	101,000	101,000	101,000

OPERATIONS

430 TUITION & TRAINING	-	500	500	500
436 TRAVEL	-	550	550	550
<i>OPERATIONS Totals</i>	-	1,050	1,050	1,050

UTILITIES

501 ELECTRICITY	51,463	60,000	60,000	60,000
507 CELLULAR TELEPHONE	2,216	3,600	3,600	3,600
513 WATER	91,548	60,000	60,000	60,000
<i>UTILITIES Totals</i>	145,227	123,600	123,600	123,600

HARBOR O & M Total	548,249	627,000	713,885	844,650
-------------------------------	----------------	----------------	----------------	----------------

DIVISION SUMMARY

Fund	Department	Division
01 General	45 Parks & Recreation	47 Recreation

Expenditure Summary

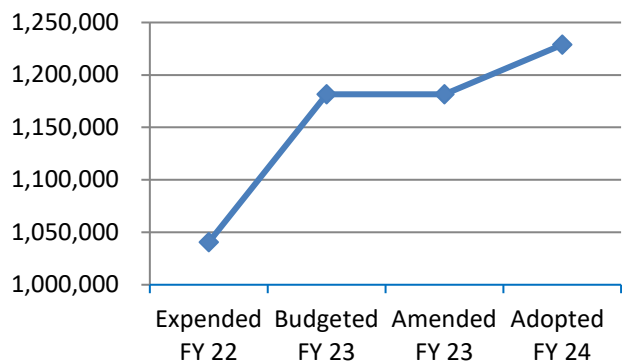
	Actual 21-22	Budgeted 22-23	Amended 22-23	Adopted 23-24
Personnel	771,399	882,000	882,000	927,500
Contractual	40,656	50,500	50,500	50,500
Supplies	65,145	66,750	66,750	71,250
Operational	73,454	83,250	83,250	100,500
Utilities	89,847	79,000	79,000	79,000
Capital	-	20,000	20,000	-
Total	1,040,501	1,181,500	1,181,500	1,228,750

Personnel Schedule

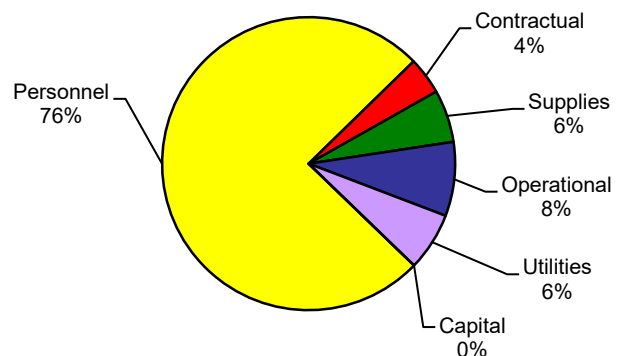
<u>Position</u>	<u>Classification</u>	<u>FY 23 Approved</u>	<u>FY 24 Adopted</u>
Parks & Recreation Director	-	1	1
Recreation Superintendent	25	1	1
Athletics & Aquatics Supervisor	20	1	1
Special Events Supervisor	20	1	1
Recreation Coordinator	17	1	2
Administrative Assistant	15	1	1
Recreation Assistant	9	1	1
Temporary Part - Time (Seasonal)	N/A		

Activity Trends

Financial History



FY 24 Expenditures by Category



Fund	Department	Division
01 General Fund	45 Parks & Recreation	47 Recreation

G/L Account	2022 Actual Amount	2023 Adopted Budget	2023 Amended Budget	2024 City Manager Approved
-------------	--------------------------	---------------------------	---------------------------	----------------------------------

PERSONNEL SERVICES

100 SALARIES & WAGES	633,689	730,650	730,650	773,950
----------------------	---------	---------	---------	---------

Notes:	Part-time Labor Increase
This request is to keep up with pay for part-time staff and lifeguards that is increasing with local competition. It is also to keep up with the increase in special events and activities keeping staff on site longer.	
CITY MANAGER'S COMMENTS: Approved	

109 SALARIES & WAGES-OVERTIME	6,194	7,500	7,500	5,000
113 EDUCATION/CERTIFICATE PAY	1,200	1,200	1,200	1,500
114 LONGEVITY PAY	2,360	2,350	2,350	1,700
120 FICA & MEDICARE EXPENSE	48,826	55,100	55,100	59,050
122 T.M.R.S. RETIREMENT EXPENSE	79,130	85,200	85,200	86,300

<i>PERSONNEL SERVICES Totals</i>	<u>771,399</u>	<u>882,000</u>	<u>882,000</u>	<u>927,500</u>
----------------------------------	----------------	----------------	----------------	----------------

CONTRACTUAL

213 CONSULTING FEES	50	3,000	3,000	3,000
231 SERVICE MAINTENANCE CONTRACTS	2,167	3,500	3,500	3,500
239 RECREATION CONTRACTS	4,509	6,000	6,000	6,000
242 EQUIPMENT RENTAL & LEASE	26,083	25,000	25,000	25,000
245 POOL REPAIR & MAINTENANCE	6,600	7,000	7,000	7,000
246 VEHICLE REPAIRS	1,248	6,000	6,000	6,000

<i>CONTRACTUAL Totals</i>	<u>40,656</u>	<u>50,500</u>	<u>50,500</u>	<u>50,500</u>
---------------------------	---------------	---------------	---------------	---------------

SUPPLIES

301 OFFICE SUPPLIES	1,947	2,000	2,000	2,000
307 POSTAGE	80	2,000	2,000	1,000
310 PRINTING & BINDING	13,526	14,500	14,500	14,500

Notes:	Guide print/mail Increase
This request is due to the increase in printing and mailing our Fun Guide to 5,000 households in Rockwall.	
CITY MANAGER'S COMMENTS: Disapproved	

321 UNIFORMS	4,694	6,200	6,200	8,200
--------------	-------	-------	-------	-------

Notes:	Uniforms Increase
This request is directly in relation to the cost in life guard uniforms.	
CITY MANAGER'S COMMENTS: Approved	

Fund	Department	Division
01 General Fund	45 Parks & Recreation	47 Recreation

G/L Account	2022 Actual Amount	2023 Adopted Budget	2023 Amended Budget	2024 City Manager Approved
331 FUEL & LUBRICANTS	1,824	2,500	2,500	2,500
333 CHEMICAL	17,121	12,600	12,600	12,600
347 GENERAL MAINTENANCE SUPPLIES	8,260	6,450	6,450	6,450
390 SWIMMING POOL SUPPLIES	4,283	4,000	4,000	4,000
391 RECREATION PROGRAM SUPPLIES	13,409	16,500	16,500	20,000

Notes:	Rec Supplies Increase
This request is due to the increased activities we are offering and the cost of supplies has continued to rise.	
CITY MANAGER'S COMMENTS: Approved	

<i>SUPPLIES Totals</i>	65,145	66,750	66,750	71,250
------------------------	--------	--------	--------	--------

OPERATIONS

406 SPECIAL EVENTS	56,150	57,750	57,750	75,000
--------------------	--------	--------	--------	--------

Notes:	Special Events Increase
This request is due to the increase in special events throughout the year and increases the amount of activities we are offering at our events. This also includes the \$10,000 increase in the cost of July 4th Firework show.	
CITY MANAGER'S COMMENTS: Approved	

410 DUES & SUBSCRIPTIONS	3,149	5,000	5,000	5,000
415 RECRUITING EXPENSES	2,589	3,000	3,000	3,000
428 MEETING EXPENSES	804	1,000	1,000	1,000
430 TUITION & TRAINING	3,280	8,000	8,000	8,000
436 TRAVEL	7,482	8,500	8,500	8,500

<i>OPERATIONS Totals</i>	73,454	83,250	83,250	100,500
--------------------------	--------	--------	--------	---------

UTILITIES

501 ELECTRICITY	84,525	73,000	73,000	73,000
507 CELLULAR TELEPHONE	5,322	6,000	6,000	6,000

<i>UTILITIES Totals</i>	89,847	79,000	79,000	79,000
-------------------------	--------	--------	--------	--------

CAPITAL

621 FIELD MACHINERY & EQUIPMENT	-	20,000	20,000	-
---------------------------------	---	--------	--------	---

<i>CAPITAL Totals</i>	-	20,000	20,000	-
-----------------------	---	--------	--------	---

RECREATION Total	1,040,501	1,181,500	1,181,500	1,228,750
-------------------------	------------------	------------------	------------------	------------------

DIVISION SUMMARY

Fund	Department	Division
01 General	45 Parks & Recreation	48 Animal Services

Expenditure Summary

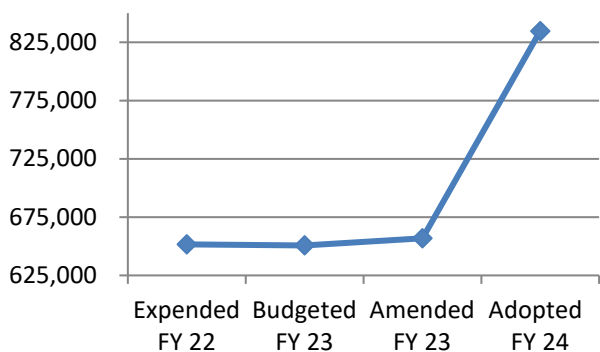
	Actual 21-22	Budgeted 22-23	Amended 22-23	Adopted 23-24
Personnel	202,986	193,200	199,200	214,250
Contractual	422,994	426,000	426,000	495,500
Supplies	16,098	20,750	20,750	20,750
Operational	4,316	5,250	5,250	5,250
Utilities	5,108	5,500	5,500	3,850
Capital	-	-	-	95,000
Total	651,502	650,700	656,700	834,600

Personnel Schedule

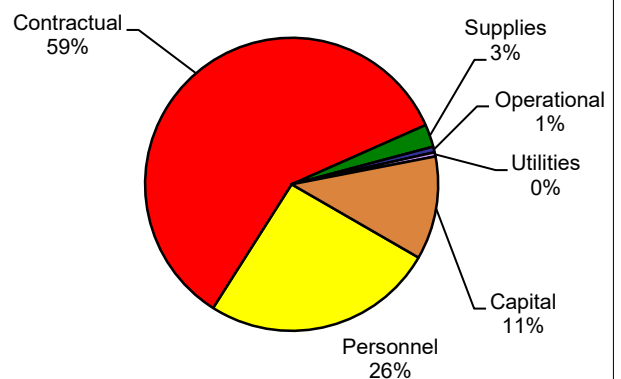
<u>Position</u>	<u>Classification</u>	<u>FY 23 Approved</u>	<u>FY 24 Adopted</u>
Animal Services Crewleader	17	1	1
Animal Services Officer	13	2	2

Activity Trends

Financial History



FY 24 Expenditures by Category



Fund	Department	Division
01 General Fund	45 Parks & Recreation	48 Animal Services

G/L Account	2022 Actual Amount	2023 Adopted Budget	2023 Amended Budget	2024 City Manager Approved
-------------	--------------------	---------------------	---------------------	----------------------------

PERSONNEL SERVICES

100 SALARIES & WAGES	147,258	148,500	148,500	160,250
109 SALARIES & WAGES-OVERTIME	13,259	7,500	13,500	15,000

Notes:	Overtime Increase
As the population continues to grow, so do after-hours calls and current funding is not covering expenditures.	
CITY MANAGER'S COMMENTS: Approved	

114 LONGEVITY PAY	3,495	1,500	1,500	1,500
120 FICA & MEDICARE EXPENSE	11,904	11,400	11,400	12,300
122 T.M.R.S. RETIREMENT EXPENSE	27,070	24,300	24,300	25,200

<i>PERSONNEL SERVICES Totals</i>	202,986	193,200	199,200	214,250
----------------------------------	---------	---------	---------	---------

CONTRACTUAL

213 CONSULTING FEES	410,473	410,500	410,500	480,000
---------------------	---------	---------	---------	---------

Notes:	Contract Increase
The City has partnered with Legacy Humane Society to operate the Rockwall Animal Adoption Center since 2012. The FY 24 budget includes replacement of certain permanent equipment and fixtures of the center due to age and normal usage. Furthermore, with the rise in cost of medical supplies, vaccinations, medication, and the overall cost of living for their staff, Legacy is requesting a 17.9% increase in operating allowance for the FY 24 budget year, which would be a \$69,500 increase over the previous fiscal year. This is the first increase in operating funds requested since the beginning of the contract.	
CITY MANAGER'S COMMENTS: Approved	

231 SERVICE MAINTENANCE CONTRACTS	6,833	8,500	8,500	8,500
237 UNIFORM SERVICE	2,409	2,500	2,500	2,500
240 EQUIPMENT REPAIRS	397	750	750	750
246 VEHICLE REPAIRS	2,883	3,500	3,500	3,500
270 WASTE DISPOSAL SERVICE	-	250	250	250

<i>CONTRACTUAL Totals</i>	422,994	426,000	426,000	495,500
---------------------------	---------	---------	---------	---------

SUPPLIES

301 OFFICE SUPPLIES	328	500	500	500
310 PRINTING & BINDING	-	1,000	1,000	1,000
321 UNIFORMS	1,507	1,500	1,500	1,500
325 SAFETY SUPPLIES	660	750	750	750
331 FUEL & LUBRICANTS	11,196	14,500	14,500	14,500
347 GENERAL MAINTENANCE SUPPLIES	2,407	2,500	2,500	2,500

<i>SUPPLIES Totals</i>	16,098	20,750	20,750	20,750
------------------------	--------	--------	--------	--------

Fund	Department	Division
01 General Fund	45 Parks & Recreation	48 Animal Services

G/L Account	2022 Actual Amount	2023 Adopted Budget	2023 Amended Budget	2024 City Manager Approved
--------------------	---------------------------	----------------------------	----------------------------	-----------------------------------

OPERATIONS

415 RECRUITING EXPENSES	1,607	-	-	-
430 TUITION & TRAINING	1,115	2,250	2,250	2,250
436 TRAVEL	1,594	3,000	3,000	3,000
<i>OPERATIONS Totals</i>	<u>4,316</u>	<u>5,250</u>	<u>5,250</u>	<u>5,250</u>

UTILITIES

507 CELLULAR TELEPHONE	5,108	5,500	5,500	3,850
<i>UTILITIES Totals</i>	<u>5,108</u>	<u>5,500</u>	<u>5,500</u>	<u>3,850</u>

CAPITAL

603 BUILDINGS	-	-	-	60,100
---------------	---	---	---	--------

Notes:	Building Improvements
<p>\$30,000 to replace the current wood awnings in the play yard. Iron support beams and industrial awnings would be a better long-term solution to help provide protection from the elements.</p> <p>\$30,100 to replace the current chain link fencing in the dog runs behind the building. The animals can reach each other through gaps in the fence and cause injuries. Others can climb the fence and escape and wildlife can get in.</p> <p>CITY MANAGER'S COMMENTS: Approved from General Fund Reserves</p>	

610 FURNITURE & FIXTURES	-	-	-	24,900
--------------------------	---	---	---	--------

Notes:	Industrial Appliances
<p>\$16,000 to replace the current residential size Washer and Dryer with Industrial size machines. The current machines run 10 hours each day to keep up and it would be more efficient to have XXL size load capacity.</p> <p>\$8,900 to replace the current sanitization machine which has been deemed not repairable. Staff is handwashing all dishes in extremely hot water. It would be more effective to have a new sanitizing machine for all dishes and toys.</p> <p>CITY MANAGER'S COMMENTS: Approved</p>	

623 VEHICLES	-	-	-	10,000
--------------	---	---	---	--------

Notes:	Trailer Wrap
<p>\$10,000 to remove and replace the extremely faded wrap on the Adoption trailer.</p> <p>CITY MANAGER'S COMMENTS: Approved</p>	

<i>CAPITAL Totals</i>	<u>-</u>	<u>-</u>	<u>-</u>	<u>95,000</u>
-----------------------	----------	----------	----------	---------------

ANIMAL SERVICES Total	651,502	650,700	656,700	834,600
------------------------------	----------------	----------------	----------------	----------------

DIVISION SUMMARY

Fund	Department	Division
01 General	50 Public Works	53 Engineering

Expenditure Summary

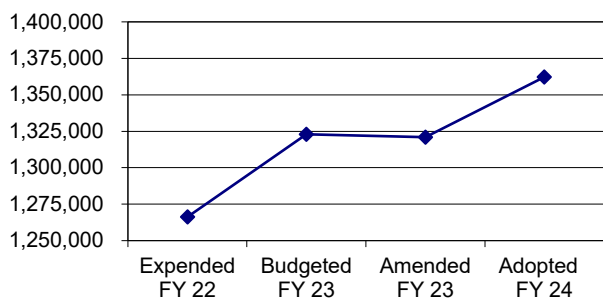
	Actual 21-22	Budgeted 22-23	Amended 22-23	Adopted 23-24
Personnel	886,306	982,750	977,750	992,600
Contractual	332,823	200,100	203,100	302,600
Supplies	25,080	33,850	33,850	33,850
Operational	14,588	23,700	23,700	23,700
Utilities	7,451	12,500	12,500	9,450
Capital	-	70,000	70,000	-
Total	1,266,249	1,322,900	1,320,900	1,362,200

Personnel Schedule

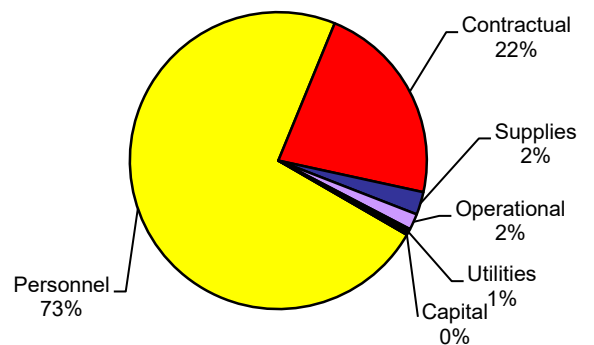
<u>Position</u>	<u>Classification</u>	<u>FY 23 Approved</u>	<u>FY 24 Adopted</u>
Public Works Director/City Engineer	-	1	1
Assistant City Engineer	32	1	1
Civil Engineer	28	1	1
Senior Construction Inspector Supervisor	21	1	1
Construction Inspector	17	4	4
Customer Service Coordinator	12	1	1

Activity Trends

Financial History



FY 24 Expenditures by Category



Fund	Department	Division
01 General Fund	50 Public Works	53 Engineering

G/L Account	2022 Actual Amount	2023 Adopted Budget	2023 Amended Budget	2024 City Manager Approved
-------------	--------------------	---------------------	---------------------	----------------------------

PERSONNEL SERVICES

100 SALARIES & WAGES	704,184	779,500	774,500	790,200
109 SALARIES & WAGES-OVERTIME	5,612	12,000	12,000	12,000
113 EDUCATION/CERTIFICATE PAY	1,200	1,200	1,200	1,500
114 LONGEVITY PAY	4,200	4,450	4,450	4,250
120 FICA & MEDICARE EXPENSE	53,558	58,050	58,050	60,450
122 T.M.R.S. RETIREMENT EXPENSE	117,551	127,550	127,550	124,200
<i>PERSONNEL SERVICES Totals</i>	886,306	982,750	977,750	992,600

CONTRACTUAL

213 CONSULTING FEES	288,268	170,000	170,000	260,000
---------------------	---------	---------	---------	---------

Notes:	Buffalo Creek Watershed Update
We previously updated the hydrologic model and converted to HMS, but still lack the update to the hydraulic model and converting to RAS along with preparing the formal report. This will finish updating all of the flood plain models. (\$95,000)	
<i>CITY MANAGER'S COMMENTS: Approved from General Fund Reserves</i>	

231 SERVICE MAINTENANCE CONTRACTS	25,770	14,000	14,000	26,500
-----------------------------------	--------	--------	--------	--------

Notes:	NCTCOG Aerials
\$16,000 for the purchase of the new aerials for GIS maps	
<i>CITY MANAGER'S COMMENTS: Approved</i>	

240 EQUIPMENT REPAIRS	-	600	600	600
242 EQUIPMENT RENTAL & LEASE	2,587	500	500	500
246 VEHICLE REPAIRS	8,897	6,500	9,500	6,500
276 STORMWATER PROGRAM COSTS	7,301	8,500	8,500	8,500
<i>CONTRACTUAL Totals</i>	332,823	200,100	203,100	302,600

SUPPLIES

301 OFFICE SUPPLIES	1,087	1,800	1,800	1,800
310 PRINTING & BINDING	510	1,500	1,500	1,500
321 UNIFORMS	666	1,050	1,050	1,050
323 SMALL TOOLS	424	1,500	1,500	1,500
325 SAFETY SUPPLIES	-	500	500	500
331 FUEL & LUBRICANTS	19,183	24,000	24,000	24,000
341 CONSTRUCTION & REPAIR SUPPLIES	2,732	3,000	3,000	3,000
347 GENERAL MAINTENANCE SUPPLIES	479	500	500	500
<i>SUPPLIES Totals</i>	25,080	33,850	33,850	33,850

Fund	Department	Division
01 General Fund	50 Public Works	53 Engineering

G/L Account	2022 Actual Amount	2023 Adopted Budget	2023 Amended Budget	2024 City Manager Approved
--------------------	-----------------------------------	------------------------------------	------------------------------------	---

OPERATIONS

410 DUES & SUBSCRIPTIONS	7,540	8,000	8,000	8,000
415 RECRUITING EXPENSES	323	-	-	-
430 TUITION & TRAINING	2,123	7,000	7,000	7,000
436 TRAVEL	4,602	8,700	8,700	8,700

<i>OPERATIONS Totals</i>	14,588	23,700	23,700	23,700
--------------------------	--------	--------	--------	--------

UTILITIES

507 CELLULAR TELEPHONE	7,451	12,500	12,500	9,450
------------------------	-------	--------	--------	-------

<i>UTILITIES Totals</i>	7,451	12,500	12,500	9,450
-------------------------	-------	--------	--------	-------

CAPITAL

623 VEHICLES	-	70,000	70,000	-
--------------	---	--------	--------	---

<i>CAPITAL Totals</i>	-	70,000	70,000	-
-----------------------	---	--------	--------	---

ENGINEERING Totals	1,266,249	1,322,900	1,320,900	1,362,200
---------------------------	------------------	------------------	------------------	------------------

DIVISION SUMMARY

Fund	Department	Division
01 General	50 Public Works	59 Streets

Expenditure Summary

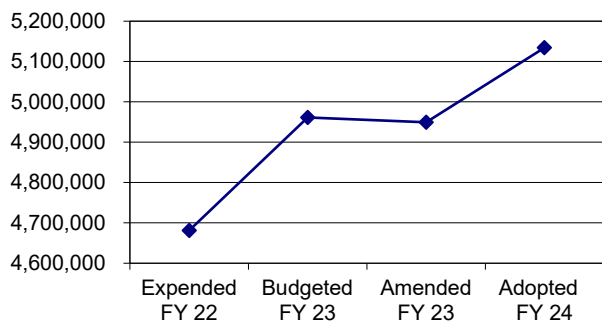
	Actual 21-22	Budgeted 22-23	Amended 22-23	Adopted 23-24
Personnel	748,093	997,000	977,000	1,082,100
Contractual	185,122	289,000	294,000	296,000
Supplies	2,532,289	3,034,600	3,037,600	3,258,600
Operational	1,234	11,500	11,500	11,500
Utilities	536,552	486,000	486,000	486,000
Capital	677,854	143,500	143,500	-
Total	4,681,144	4,961,600	4,949,600	5,134,200

Personnel Schedule

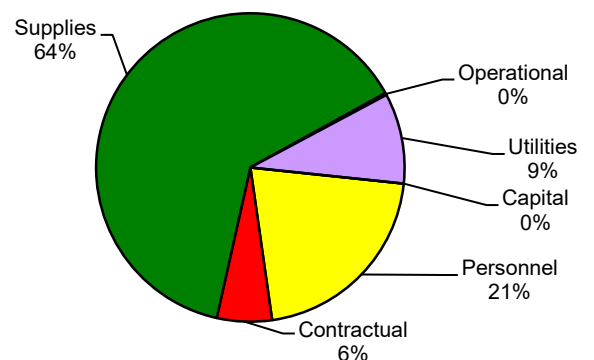
<u>Position</u>	<u>Classification</u>	FY 23 <u>Approved</u>	FY 24 <u>Adopted</u>
Streets Superintendent	25	1	1
Field Supervisor	21	2	2
Crew Leader	17	1	1
Streets & Drainage Coordinator	14	1	1
Equipment Operator	14	3	3
Special Operations Inspector	13	1	1
Sign Technician	12	2	2
Maintenance Worker II	11	3	3

Activity Trends

Financial History



FY 24 Expenditures by Category



Fund	Department	Division
01 General Fund	50 Public Works	59 Streets

G/L Account	2022 Actual Amount	2023 Adopted Budget	2023 Amended Budget	2024 City Manager Approved
--------------------	-----------------------------------	------------------------------------	------------------------------------	---

PERSONNEL SERVICES

100 SALARIES & WAGES	576,400	782,050	762,050	853,200
109 SALARIES & WAGES-OVERTIME	17,562	20,000	20,000	20,000
113 EDUCATION/CERTIFICATE PAY	2,700	2,100	2,100	2,400
114 LONGEVITY PAY	6,218	7,700	7,700	7,100
120 FICA & MEDICARE EXPENSE	45,492	59,000	59,000	65,300
122 T.M.R.S. RETIREMENT EXPENSE	99,721	126,150	126,150	134,100
<i>PERSONNEL SERVICES Totals</i>	748,093	997,000	977,000	1,082,100

CONTRACTUAL

213 CONSULTING FEES	-	5,000	5,000	5,000
231 SERVICE MAINTENANCE CONTRACTS	27,919	114,450	114,450	114,450
237 UNIFORM SERVICE	7,225	9,550	9,550	9,550
240 EQUIPMENT REPAIRS	24,113	35,000	40,000	42,000

Notes:	Equipment Repairs
General Maintenance/Preventative Maintenance - This account covers the cost for all of the division's small, medium and heavy-duty equipment. As of 6-2-23 we're over budget in this account with just under 4 months until the new fiscal year.	
CITY MANAGER'S COMMENTS: Approved	

242 EQUIPMENT RENTAL & LEASE	731	5,000	5,000	5,000
246 VEHICLE REPAIRS	15,647	25,000	25,000	25,000
270 WASTE DISPOSAL SERVICE	109,487	95,000	95,000	95,000
<i>CONTRACTUAL Totals</i>	185,122	289,000	294,000	296,000

SUPPLIES

301 OFFICE SUPPLIES	440	500	500	500
310 PRINTING & BINDING	-	500	500	500
323 SMALL TOOLS	10,924	11,100	11,100	11,100
325 SAFETY SUPPLIES	4,784	6,000	6,000	6,000
331 FUEL & LUBRICANTS	44,213	60,000	60,000	52,000
333 CHEMICAL	16,110	15,500	18,500	15,500

Fund	Department	Division
01 General Fund	50 Public Works	59 Streets

G/L Account	2022 Actual Amount	2023 Adopted Budget	2023 Amended Budget	2024 City Manager Approved
341 CONSTRUCTION & REPAIR SUPPLIES	2,357,844	2,768,000	2,768,000	3,000,000

Notes:	Construction and Repair Supplies
<p>\$500,000 Potential Full Depth Reclamation/Repair Projects A. East Rusk B. East Kaufman C. Hartman Street D. Tyler from Washington to East Rusk E. Aluminum Plant Road from Washington to Renfro F. Renfro Street G. Sids Road H. Mims Road I. Green Circle</p> <p>\$100,000 Miscellaneous Asphalt Segment Repairs Zollner (various), Old East Quail Run, Lofland Circle</p> <p>\$200,000 Micro Surfacing - Pavement Preservation Numerous asphalt roadways are oxidizing and would benefit from this treatment to stabilize their integrity and extend their longevity.</p> <p>\$250,000 Crack Seal Program – Pavement Preservation These funds will be used to crack seal construction joints in concrete roadways and to seal cracks in asphalt prior to micro surfacing.</p> <p>\$700,000 Miscellaneous Concrete Repairs Street Budget funds to cover miscellaneous street and alley repairs on an annual contract. This account will cover concrete pavement segmental repairs for streets.</p> <p>\$500,000 Miscellaneous Concrete Repairs – Alley Pavement Budget funds to cover miscellaneous street and alley repairs on an annual contract. This account will cover concrete pavement segmental repairs for alleys.</p> <p>\$150,000 Miscellaneous Sidewalk Construction Budget funds to cover miscellaneous sidewalk repairs and construction with our annual concrete replacement contract. This account will cover sidewalk repairs at various locations.</p> <p>\$125,000 Pavement Lift and Stabilization The pavement lifting process uses polyurethane foam injections to re-level concrete slabs in street and alley pavement sections that have become uneven.</p> <p>\$50,000 Miscellaneous Sidewalk Repair (Foam/Mud Jacking) These funds will be used to continue annual maintenance for lifting and leveling uneven sidewalks.</p> <p>\$100,000 Miscellaneous sidewalk connections to improve walkability to Downtown and Schools.</p> <p>\$75,000 Pavement Marking These funds will be used to maintain and upgrade pavement markings on various roadways throughout town.</p> <p>\$250,000 Construction Materials and Supplies - Staff Operations This budget fund is to cover the cost for construction materials and supplies used by city staff in its day-to-day maintenance operations. These supplies/materials include hot mix asphalt, cold mix asphalt, asphalt tac, concrete, rock, flex base, gravel and other miscellaneous material used for in-house construction and maintenance activities.</p> <p>CITY MANAGER'S COMMENTS: Approved</p>	

Fund	Department	Division
01 General Fund	50 Public Works	59 Streets

G/L Account	2022 Actual Amount	2023 Adopted Budget	2023 Amended Budget	2024 City Manager Approved
347 GENERAL MAINTENANCE SUPPLIES	6,064	16,000	16,000	16,000
384 DRAINAGE SYSTEM REPAIR SUPPLIES	17,475	15,000	15,000	15,000
392 SIGNS AND SIGNALS	74,435	137,000	137,000	137,000
393 STREET LIGHTING SUPPLIES	-	5,000	5,000	5,000
<i>SUPPLIES Totals</i>	2,532,289	3,034,600	3,037,600	3,258,600
 <i>OPERATIONS</i>				
410 DUES & SUBSCRIPTIONS	182	900	900	900
415 RECRUITING EXPENSES	357	-	-	-
430 TUITION & TRAINING	55	5,600	5,600	5,600
436 TRAVEL	641	5,000	5,000	5,000
<i>OPERATIONS Totals</i>	1,234	11,500	11,500	11,500
 <i>UTILITIES</i>				
504 STREET LIGHTING	526,395	475,000	475,000	475,000
507 CELLULAR TELEPHONE	10,157	11,000	11,000	11,000
<i>UTILITIES Totals</i>	536,552	486,000	486,000	486,000
 <i>CAPITAL</i>				
603 BUILDINGS	231,415	95,000	95,000	-
612 COMPUTER EQUIPMENT	1,149	-	-	-
617 RADIO EQUIPMENT	2,041	-	-	-

Fund	Department	Division
01 General Fund	50 Public Works	59 Streets

G/L Account	2022 Actual Amount	2023 Adopted Budget	2023 Amended Budget	2024 City Manager Approved
623 VEHICLES	-	48,500	48,500	-

Notes:	Replace Dump Truck
<p>\$208,000 Proposed: 2024 Kenworth T380 Tandem 12-14 Yard Dump Truck, Warren dump body, Warren sand spreader, Warren tarp system and hydraulic system plumbed for sand spreader operation. This is to replace a 2002 Ford F-650 6-yard dump truck in poor condition.</p> <p>This truck is vital to day-to-day operations. It does not have a sand spreader but is used to transport dirt and debris from job sites along with asphalt, rock and equipment such as the backhoe, skid steer, asphalt roller and excavator to the job sites.</p> <p>This truck has had several costly mechanical issues within the last four years that included two broken drive lines along with the clutch and pressure plate assembly. The PTO (power take-off) is not working properly, electrical issues etc. The existing truck and needs over \$15,000 in repairs.</p> <p>CITY MANAGER'S COMMENTS: Disapproved</p>	

634 DRAINAGE PROJECTS	443,249	-	-	-
<i>CAPITAL Totals</i>	<u>677,854</u>	<u>143,500</u>	<u>143,500</u>	<u>-</u>

STREETS Totals	4,681,144	4,961,600	4,949,600	5,134,200
-----------------------	------------------	------------------	------------------	------------------



City of Rockwall
The New Horizon

MEMORANDUM

TO: Mayor and Council Members
FROM: Mary Smith, City Manager
DATE: August 11, 2023
SUBJECT: Ad Valorem Taxes

The certified assessed value is \$8,964,484,128 and includes senior values of \$1,013,859,956 and new improvements of \$254,806,868. The certified value reflects an increase of 8.01% over the prior year of which 3.07% is from new values. The new values is the highest recorded in a single year by more than \$30million over last year's highest ever.

A tax rate of 27.0245 cents per hundred dollars of assessed value was used to prepare the 2023-24 Adopted Annual Budget.

The City's debt service rate is calculated to be 10.23 cents and the proposed operations rate would be 16.7945 cents for a proposed combined rate of 27.0245 cents per hundred dollars of assessed value. A penny on the tax rate generates \$896,484. Our No New Revenue Tax Rate is 27.0245 cents and the Voter Approval Rate is 29.5058 cents.

No New Revenue Rate (formerly known as the Effective Rate) – is the rate needed to collect the same tax dollars as FY23.

Voter Approval Rate – is the rate above which the City would need to hold an election to ratify the tax rate. The legislature allows up to 3.5% increase in revenue for maintenance and operations. Anything over that amount requires an election. This was formerly known as the Rollback Rate.

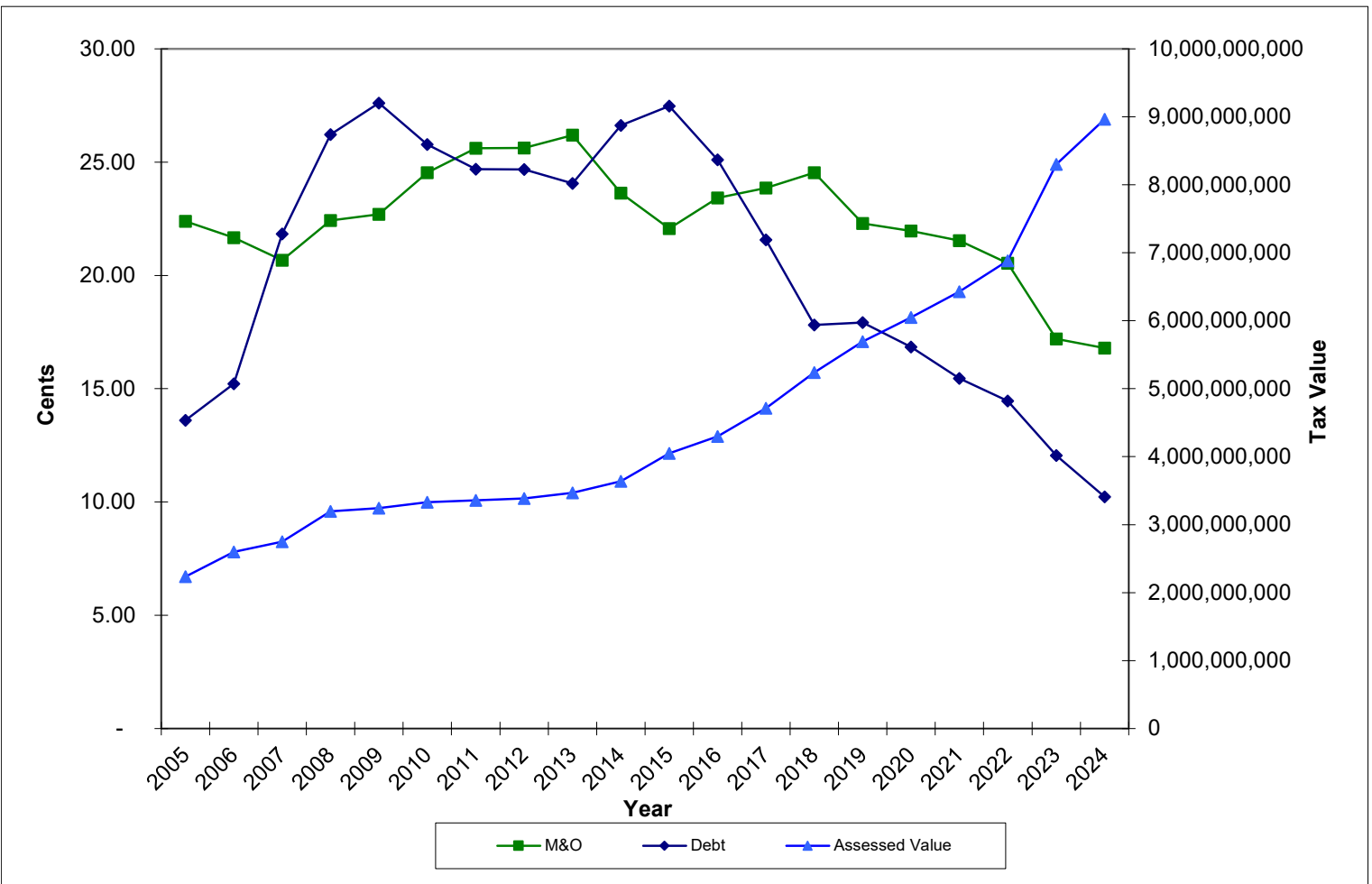
Public Hearings and Rate Adoption

The Truth in Taxation procedures requires one public hearing if the tax rate increases revenue by an amount over the amount calculated as the No New Revenue rate. The adopted tax rate does not require tax rate public hearings.

The City Charter requires a public hearing on the adopted budget, which can be conducted at the September 5th Council meeting and will be advertised as such. Adoption of the tax rate and budget will be included on the September 18th Council agenda.

Historical Tax Information

Fiscal Year	Assessed Value	% inc	M&O	Debt	Total	Collection Rate	NNR Rate	Voter Approval Rate
2005	2,234,955,112	10.26%	22.39	13.61	36.00	99.48%	34.18	36.05
2006	2,597,246,702	16.21%	21.67	15.22	36.89	98.48%	35.05	40.18
2007	2,748,347,498	5.82%	20.67	21.83	42.50	99.30%	34.72	44.18
2008	3,197,045,052	16.33%	22.43	26.22	48.65	99.60%	40.59	48.72
2009	3,242,344,081	1.42%	22.70	27.61	50.31	99.49%	47.88	52.32
2010	3,329,794,624	2.70%	24.53	25.78	50.31	99.45%	51.36	51.22
2011	3,357,317,663	0.83%	25.62	24.69	50.31	100.94%	51.86	52.64
2012	3,387,038,427	0.89%	25.63	24.68	50.31	99.72%	51.28	53.14
2013	3,467,380,383	2.37%	26.19	24.06	50.25	99.58%	50.25	52.64
2014	3,637,881,664	4.92%	23.63	26.62	50.25	99.43%	51.3700	55.0200
2015	4,050,756,693	11.35%	22.07	27.48	49.55	99.44%	49.5500	51.9800
2016	4,297,271,069	6.09%	23.42	25.11	48.53	99.56%	48.5300	49.3800
2017	4,714,674,107	9.71%	23.86	21.57	45.43	99.40%	45.4345	45.4373
2018	5,238,256,063	11.11%	24.54	17.82	42.36	99.86%	42.3671	42.3729
2019	5,693,209,277	8.69%	22.29	17.92	40.21	99.85%	40.2197	43.8897
2020	6,048,494,054	6.24%	21.9590	16.84	38.7990	99.72%	38.7990	40.8528
2021	6,429,002,080	12.92%	21.5400	15.46	37.0000	99.32%	37.3302	37.3910
2022	6,882,070,760	7.05%	20.5416	14.4584	35.0000	99.14%	35.3611	36.5161
2023	8,300,009,655	20.60%	17.2000	12.05	29.2500	99.50%	29.2678	29.9109
2024	8,964,484,128	8.01%	16.7945	10.23	27.0245	99.50%	27.0245	0.2951



SUMMARY OF OPERATIONS

Fund

04 Debt Service

	Actual 21-22	Budgeted 22-23	Amended 22-23	Adopted 23-24
Total Revenues	10,267,267	10,241,600	10,376,600	9,763,550
Total Expenditures	8,347,836	10,638,550	11,217,350	10,198,050
Excess Revenues Over (Under) Expenditures	1,919,432	(396,950)	(840,750)	(434,500)
Net Other Financing Sources (Uses)	-	-	-	-
Net Gain (Loss)	1,919,432	(396,950)	(840,750)	(434,500)
Fund Balance - Beginning	7,345,817	7,351,117	9,265,249	8,424,499
Fund Balance - Ending	9,265,249	6,954,167	8,424,499	7,989,999

SUMMARY OF REVENUES

Fund

04 Debt Service

Account	Description	Actual 21-22	Budgeted 22-23	Amended 22-23	Adopted 23-24
4001	Interest Earnings	44,990	30,000	95,000	95,000
4100	Current Taxes	9,579,125	9,741,600	9,741,600	9,128,550
4105	Delinquent Taxes	68,286	70,000	70,000	70,000
4110	Penalty & Interest	55,424	50,000	50,000	50,000
4674	Roadway Impact Fees	519,443	350,000	420,000	420,000
Total Revenues		10,267,267	10,241,600	10,376,600	9,763,550

SUMMARY OF EXPENDITURES

Fund

04 Debt Service

	Actual 21-22	Budgeted 22-23	Amended 22-23	Adopted 23-24
Debt Service	8,347,836	10,638,550	11,217,350	10,198,050
Total Expenditures	8,347,836	10,638,550	11,217,350	10,198,050

LONG TERM DEBT

Fund	Department	Division
04 Debt Service	90 Finance	11 Long Term Debt

Account	Description	Actual 21-22	Budgeted 22-23	Amended 22-23	Adopted 23-24
750	Admin. Fees	18,000	12,000	12,000	12,000
752	Bonds - Principal	5,295,000	6,799,500	8,602,450	7,320,000
754	Bonds - Interest	2,200,871	2,992,700	2,293,550	2,748,600
768	Certificates - Principal	615,000	640,000	285,000	80,000
770	Certificates - Interest	218,965	194,350	24,350	37,450
Total Debt Service		8,347,836	10,638,550	11,217,350	10,198,050



City of Rockwall
The New Horizon

MEMORANDUM

TO: Mayor and Council Members
FROM: Mary Smith, City Manager
DATE: August 11, 2023
SUBJECT: Harbor Debt Analysis

The Appraisal District has reported the certified assessed values in the Harbor TIF Zone. Valuations totaled \$233,654,870, resulting in a captured value of \$218,342,420. This is a valuation increase of 26.19%. Taxes on the captured value are revenues to the Zone. The City has committed 100% of taxes on the captured value to the TIF. City property taxes to the Zone should total \$590,050.

100% of the City's sales tax generated in the TIF is revenue to the zone. Sales taxes in the TIF are on pace to be up 5% as we complete FY2023. Sales taxes projections for fiscal year 2024 will be held flat compared to FY2023 to be conservative.

SUMMARY OF OPERATIONS

Fund

05 Harbor Debt Service

	Actual 21-22	Budgeted 22-23	Amended 22-23	Adopted 23-24
Total Revenues	765,920	847,550	847,550	950,500
Total Expenditures	733,540	830,000	830,000	906,350
Excess Revenues Over (Under) Expenditures	32,380	17,550	17,550	44,150
Net Other Financing Sources (Uses)	-	-	-	-
Net Gain (Loss)	32,380	17,550	17,550	44,150
Fund Balance - Beginning	119,249	140,849	151,629	169,179
Fund Balance - Ending	151,629	158,399	169,179	213,329

SUMMARY OF REVENUES

Fund

05 Harbor Debt Service

Account	Description	Actual 21-22	Budgeted 22-23	Amended 22-23	Adopted 23-24
4100	Current Taxes	396,358	492,550	492,550	590,500
4105	Delinquent Taxes	-	-	-	-
4150	Sales Taxes	301,910	300,000	300,000	300,000
4155	Beverage Sales Taxes	67,652	55,000	55,000	60,000
Total Revenues		765,920	847,550	847,550	950,500

SUMMARY OF EXPENDITURES

Fund

05 Harbor Debt Service

	Actual 21-22	Budgeted 22-23	Amended 22-23	Adopted 23-24
Debt Service	950,973	830,000	830,000	906,350
Total Expenditures	733,540	830,000	830,000	906,350

LONG TERM DEBT

Fund

05 Harbor Debt Service

Account	Description	Actual 21-22	Budgeted 22-23	Amended 22-23	Adopted 23-24
768	Certificates - Principal	550,000	655,000	655,000	700,000
770	Certificates - Interest	183,540	175,000	175,000	206,350
Total Debt Service		733,540	830,000	830,000	906,350



City of Rockwall
The New Horizon

MEMORANDUM

TO: Mayor and Council Members
FROM: Mary Smith, City Manager
DATE: August 11, 2023
SUBJECT: Water / Wastewater Rates

North Texas Municipal Water District while still finalizing the budget for treated water for 202 is projecting an increase in the treated water rate by as much as thirty cents (.30) per thousand gallons. The District expects to raise the rate to \$3.69 per thousand gallons of treated water. This is the second increase in the last two years due in large part to the economic conditions and supply chain issues as well the new lake and treatment plant coming online.

The charges for Wastewater treatment by the District are increasing from the original 2023 budget. Specifically, we are anticipating an 20.7% increase for the regional interceptor line due to the capacity needs to facilitate the transfer of wastewater to the treatment plant in Mesquite. The rate for regional sewer treatment is increasing 11.6%. The treatment cost at the two Rockwall plants is increasing 29.7% for the North plant and increasing 14.7% for the South plant. Construction work continues on the parallel line to the Mesquite treatment plant with construction expected to conclude in 2024. Rockwall partners with Heath and Forney on the wastewater line to the Mesquite plant and Mclendon Chisholm is a customer of Rockwall's with flow into the line under an agreement with that city.

The City has two primary criteria when setting rates. The City's policy is to maintain a 60-day working capital (reserves) balance. The City's reserves will be closer to 150 days. Historically we have set rates and budgets based on periods of normal weather and consumption, not the extremes that can occur. The weather and consumption patterns have been anything but normal for the past decade and 2023 is no exception. Despite the extremely hot temperatures and dry conditions this summer our water consumption decreased slightly. We consumed about 95% of our minimum demand. District volume calculations will be finalized shortly.

Overall operations budgets for fiscal year 2024 increased by 6.37% and while revenues are projected to increase as we continue to grow the number of accounts for both water and sewer we will not be able to absorb these increases on the sewer side of the operations without an increase in rates. This will be subject to change based on final budget adoption by the District since those expenses are the largest we have in either the water or the wastewater operations.

Wholesale Customers

Our wholesale customer rates are determined in a separate study. These rates are designed to completely cover our cost of providing wholesale water. Blackland and RCH Water Supply Corporations will be subject to a rate increase based on those study findings and most specifically the increased treated water rate from NTMWD. Blackland continues to work toward becoming a direct customer of the NTMWD. They are in the process of acquiring rights of way for their new line to connect to the District. At that time, we will transfer the maximum gallons they have purchased historically from our minimum demand to their new minimum demand with the District. The status of RCH going direct to NTMWD is undetermined at this time.

The City of Heath's contract with Rockwall provides for rate increases as NTMWD adjusts the District's rate to member cities and includes a minimum take or pay provision, which was implemented in FY2017. Heath did not meet their minimum demand level this year so the increase will be in the rate only.

SUMMARY OF OPERATIONS

Fund

02 Water & Sewer

	Actual 21-22	Budgeted 22-23	Amended 22-23	Adopted 23-24
Operating Revenues	33,826,828	36,225,200	36,304,200	38,060,050
Operating Expenses	28,228,146	33,340,200	33,961,700	35,464,450
Operating Income (Loss)	5,598,682	2,885,000	2,342,500	2,595,600
Non-Operating Revenues	1,896,115	1,785,000	2,025,000	1,895,000
Non-Operating Expenses	853,459	4,761,500	4,764,000	4,600,300
Non-Operating Income (Loss)	1,042,656	(2,976,500)	(2,739,000)	(2,705,300)
Net Income (Loss) Before Transfers	6,641,339	(91,500)	(396,500)	(109,700)
Net Transfers In (Out)	(1,310,400)	(1,313,750)	(1,313,750)	(1,453,750)
Net Income (Loss)	5,330,939	(1,405,250)	(1,710,250)	(1,563,450)
Working Capital - Beginning	14,641,001	13,026,601	19,971,940	18,261,690
Working Capital - Ending	19,971,940	11,621,351	18,261,690	16,698,240

SUMMARY OF REVENUES

Fund
02 Water & Sewer

Account	Description	Actual 21-22	Budgeted 22-23	Amended 22-23	Adopted 23-24
Available Operating Revenues:					
4601	Retail Water Sales	17,546,807	17,025,000	17,025,000	18,125,000
4603	Sewer Charges	9,476,006	11,500,000	11,500,000	11,500,000
4605	Pretreatment Charges	93,696	100,000	100,000	100,000
4609	HHW Fees	149,210	176,000	190,000	176,000
4610	Penalties	344,567	250,000	350,000	250,000
4611	Portable Meter Sales	176,407	100,000	125,000	100,000
Total Utility Sales		27,786,693	29,151,000	29,290,000	30,251,000
4622	RCH Water Sales	1,704,877	2,045,950	2,045,950	2,245,000
4632	Blackland Water Sales	950,362	1,018,250	1,018,250	1,125,000
4640	Mclendon Chisholm Sewer	343,092	480,000	480,000	504,050
4650	City of Heath Water Sales	2,858,071	3,335,000	3,335,000	3,728,000
Total Contract Sales		5,856,401	6,879,200	6,879,200	7,602,050
4660	Water Taps	98,950	130,000	85,000	130,000
4662	Sewer Taps	32,988	25,000	10,000	25,000
4665	Meter Rental Fees	51,797	40,000	40,000	52,000
Total Other Receipts		183,734	195,000	135,000	207,000
Total Operating Revenues		33,826,828	36,225,200	36,304,200	38,060,050
Available Non-Operating Revenues					
4001	Interest Earnings	-	30,000	230,000	250,000
4010	Auction/Scrap Proceeds	16,176	15,000	15,000	15,000
4019	Miscellaneous	167,103	15,000	55,000	35,000
4450	Land Sales	-	-	-	-
4480	Tower Leases	295,624	275,000	275,000	295,000
4670	Water Impact Fees	715,778	800,000	800,000	700,000
4672	Sewer Impact Fees	701,432	650,000	650,000	600,000
Total Non-Operating Revenue		1,896,115	1,785,000	2,025,000	1,895,000
Total Available Revenues		35,722,943	38,010,200	38,329,200	39,955,050

SUMMARY OF OPERATING TRANSFERS

Fund

02 Water & Sewer

	Actual 21-22	Budgeted 22-23	Amended 22-23	Adopted 23-24
Operating Transfers In				
From Vehicle Aquisition Fund			250,000	-
Operating Transfers Out				
To General Fund	300,000	300,000	300,000	400,000
To Insurance Fund	920,000	920,000	920,000	950,000
To Worker's Comp Fund	65,000	65,000	65,000	75,000
To Tech Replacement Fund	25,400	28,750	28,750	28,750
Total Transfers Out	1,310,400	1,313,750	1,313,750	1,453,750
Net Operating Transfers				
In (Out)	(1,310,400)	(1,313,750)	(1,313,750)	(1,453,750)

SUMMARY OF EXPENSES

Fund

02 Water & Sewer

Department	Actual 21-22	Budgeted 22-23	Amended 22-23	Adopted 23-24
Operating Expenses				
Departmental Expenses:				
61 Utility Billing	1,552,820	1,500,350	1,566,850	1,557,800
63 Water Operations	16,120,444	19,602,050	19,938,550	21,135,150
67 Sewer Operations	10,554,882	12,237,800	12,456,300	12,771,500
Total Dept. Expenses	28,228,146	33,340,200	33,961,700	35,464,450
Non Operating Expenses				
62 Long Term Debt	853,459	4,761,500	4,764,000	4,600,300
Total Non-Operating Expenses	853,459	4,761,500	4,764,000	4,600,300
Total Expenses	29,081,605	38,101,700	38,725,700	40,064,750

DIVISION SUMMARY

Fund	Department	Division
02 Water & Sewer	60 Utility Services	62 Long Term Debt

Expenditure Summary

	Actual 21-22	Budgeted 22-23	Amended 22-23	Adopted 23-24
Debt Service	853,459	4,761,500	4,764,000	4,600,300
Total	853,459	4,761,500	4,764,000	4,600,300

Fund	Department	Division
02 Water & Sewer	60 Utility Services	62 Debt Service

G/L Account	2022 Actual Amount	2023 Adopted Budget	2023 Amended Budget	2024 City Manager Approved
70 Debt Service				
0750 BOND ADMINISTRATION FEES	4,931	2,000	4,500	5,000
0752 BOND - PRINCIPAL	-	3,100,000	3,100,000	2,825,000
0754 BOND - INTEREST	706,984	1,013,500	1,013,500	1,193,500
0772 NTMWD - PRINCIPAL	-	520,000	520,000	476,000
0774 NTMWD - INTEREST	141,544	126,000	126,000	100,800
Debt Service TOTAL:	853,459	4,761,500	4,764,000	4,600,300

DIVISION SUMMARY

Fund	Department	Division
02 Water & Sewer	60 Utility Services	61 Utility Billing

Expenditure Summary

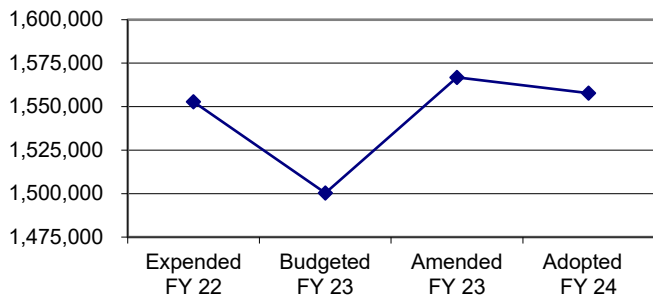
	Actual 21-22	Budgeted 22-23	Amended 22-23	Adopted 23-24
Personnel	597,954	626,500	701,500	663,550
Contractual	581,865	575,150	566,150	576,150
Supplies	126,131	92,800	93,300	93,800
Operational	246,869	205,900	205,900	224,300
Total	1,552,820	1,500,350	1,566,850	1,557,800

Personnel Schedule

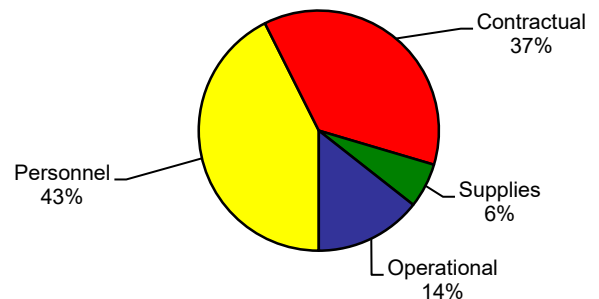
Position	Classification	FY 23 Approved	FY 24 Adopted
Utility Billing Supervisor	22	1	1
Field Supervisor	19	1	1
Billing Coordinator	14	-	1
Customer Service Representative	12	3	2
Meter Technician	12	4	4

Activity Trends

Financial History



FY 24 Expenditures by Category



Fund	Department	Division
02 Water Sewer	60 Utility Services	61 Utility Billing

G/L Account	2022 Actual Amount	2023 Adopted Budget	2023 Amended Budget	2024 City Manager Approved
--------------------	-----------------------------------	------------------------------------	------------------------------------	---

PERSONNEL SERVICES

100 SALARIES & WAGES	432,773	499,500	499,500	529,950
109 SALARIES & WAGES-OVERTIME	45,806	2,500	60,500	2,500
113 EDUCATION/CERTIFICATE PAY	1,500	1,800	1,800	2,100
114 LONGEVITY PAY	3,800	4,600	4,600	5,150
120 FICA & MEDICARE EXPENSE	35,767	37,650	42,650	40,550
122 T.M.R.S. RETIREMENT EXPENSE	78,308	80,450	92,450	83,300

<i>PERSONNEL SERVICES Totals</i>	597,954	626,500	701,500	663,550
----------------------------------	---------	---------	---------	---------

CONTRACTUAL

210 AUDITING	12,993	17,000	17,000	17,000
217 IT SERVICE	-	28,750	28,750	28,750
223 INSURANCE-SURETY BONDS	352	400	400	400
225 INSURANCE-AUTOMOBILES	31,762	42,000	30,000	31,500
227 INSURANCE-REAL PROPERTY	52,824	48,500	51,500	61,000
228 INSURANCE-CLAIMS & DEDUCTIBLES	25,404	25,000	25,000	25,000
229 INSURANCE-LIABILITY	25,477	25,000	25,000	28,000
231 SERVICE MAINTENANCE CONTRACTS	425,049	375,000	375,000	375,000
235 BANK CHARGES	-	5,000	5,000	1,000
240 EQUIPMENT REPAIRS	576	1,000	1,000	1,000
242 EQUIPMENT RENTAL & LEASE	7,427	7,500	7,500	7,500

<i>CONTRACTUAL Totals</i>	581,865	575,150	566,150	576,150
---------------------------	---------	---------	---------	---------

SUPPLIES

301 OFFICE SUPPLIES	2,021	1,800	1,800	1,800
307 POSTAGE	98,552	80,000	80,000	80,000
310 PRINTING & BINDING	25,557	10,000	10,500	11,000
347 GENERAL MAINTENANCE SUPPLIES	1	1,000	1,000	1,000

<i>SUPPLIES Totals</i>	126,131	92,800	93,300	93,800
------------------------	---------	--------	--------	--------

OPERATIONS

410 DUES & SUBSCRIPTIONS	-	300	300	300
430 TUITION & TRAINING	1,099	2,000	2,000	2,000
436 TRAVEL	1,570	2,000	2,000	2,000
450 BAD DEBT EXPENSE	77,637	30,000	30,000	30,000
490 HOUSEHOLD HAZARDOUS WASTE	166,564	171,600	171,600	190,000

<i>OPERATIONS Totals</i>	246,869	205,900	205,900	224,300
--------------------------	---------	---------	---------	---------

BILLING SERVICES Totals	1,552,820	1,500,350	1,566,850	1,557,800
--------------------------------	------------------	------------------	------------------	------------------

DIVISION SUMMARY

Fund	Department	Division
02 Water & Sewer	60 Utility Services	63 Water Operations

Expenditure Summary

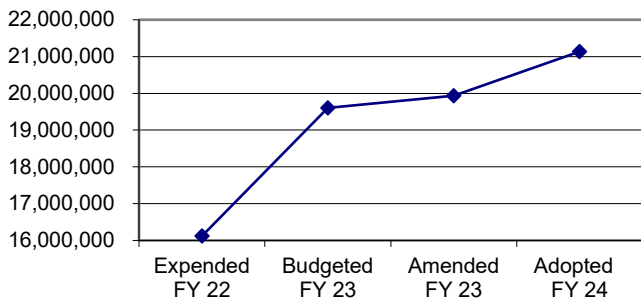
	Actual 21-22	Budgeted 22-23	Amended 22-23	Adopted 23-24
Personnel	1,280,400	1,317,850	1,371,850	1,348,650
Contractual	13,513,139	16,924,750	16,927,250	18,400,350
Supplies	718,765	907,700	947,700	947,700
Operational	13,101	23,250	23,250	23,250
Utilities	328,889	293,500	293,500	288,500
Capital	266,151	135,000	375,000	126,700
Total	16,120,444	19,602,050	19,938,550	21,135,150

Personnel Schedule

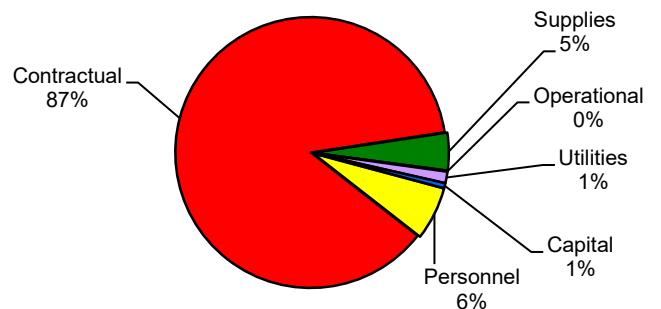
Position	Classification	FY 23 Approved	FY 24 Adopted
Water/Wastewater Manager	32	1	1
Water - Field Supervisor	22	1	1
Senior Production Technician	17	1	1
Crew Leader	17	2	2
Public Works Coordinator	14	1	1
Equipment Operator	14	2	2
Water Quality Technician	13	2	2
Production Technician I	12	2	2
Fire Hydrant Technician	12	2	2
Maintenance Worker II	11	4	4

Activity Trends

Financial History



FY 24 Expenditures by Category



Fund	Department	Division
02 Water Sewer	60 Utility Services	63 Water Operations

G/L Account	2022 Actual Amount	2023 Adopted Budget	2023 Amended Budget	2024 City Manager Approved
-------------	--------------------	---------------------	---------------------	----------------------------

PERSONNEL SERVICES

100 SALARIES & WAGES	877,678	992,400	932,400	1,022,350
----------------------	---------	---------	---------	-----------

Notes:	Add Water Quality Tech
<p>The Water Division of Public Works is requesting the addition of a Water Quality Tech. The current Water Quality Technicians' duties include:</p> <ul style="list-style-type: none"> • Daily bacteriological samples • Line locates • Flushes dead-end mains • Responds to calls from customers regarding water quality and pressure issues • Repair and test fire hydrant meter and backflow devices • Reads and inspects fire hydrant meters on construction sites • Daily chlorine residual samples • Lead and copper samples • Testing for nitrification in the water system • Record keeping of all activities <p>With the growth of the City and government regulations, the Water Division of Public Works is requesting an additional Water Quality Tech be added to the staff. The current Water Quality Techs often ask for help to complete daily tasks.</p> <p>\$63,002 Salary and Benefits Vehicle</p> <p>CITY MANAGER'S COMMENTS: Disapproved</p>	

109 SALARIES & WAGES-OVERTIME	145,073	75,000	160,000	75,000
113 EDUCATION/CERTIFICATE PAY	2,019	3,600	3,600	3,600
114 LONGEVITY PAY	7,830	8,600	8,600	8,800
120 FICA & MEDICARE EXPENSE	79,360	75,900	84,900	78,200
122 T.M.R.S. RETIREMENT EXP.	168,440	162,350	182,350	160,700

<i>PERSONNEL SERVICES Totals</i>	1,280,400	1,317,850	1,371,850	1,348,650
----------------------------------	-----------	-----------	-----------	-----------

CONTRACTUAL

211 LEGAL	47,106	25,000	25,000	25,000
212 ENGINEERING SERVICES	-	-	-	80,000

Notes:	Engineering Tower Painting
<p>We need to begin the process to engineer the painting of the Southside Water Tower. This tower has a large number of cell antennas on it that will have to be relocated during the painting.</p> <p>There may be minor structural repairs that need to be done during this painting process and for which we will need to have engineers study.</p> <p>The painting of the tower will be budgeted in FY0225 and is expected to cost about \$1million.</p> <p>CITY MANAGER'S COMMENTS: Approved</p>	

Fund	Department	Division
02 Water Sewer	60 Utility Services	63 Water Operations

G/L Account	2022 Actual Amount	2023 Adopted Budget	2023 Amended Budget	2024 City Manager Approved
213 CONSULTING FEES	53,169	320,500	320,500	168,000

Notes:	New EPA Regulations
Phase II \$118,000 (FY 2023)	
<p>On December 16, 2021, the EPA adopted new regulations to the Lead and Copper Rules (LCR), with a compliance date set for October 16, 2024. The new rules and regulations require water systems to inventory all services, mains, and private water lines from the City’s connection to homes and buildings to determine if lead lines are present. This inventory also requires the City to determine if any galvanized pipes are connected or had previously been connected to lead lines in the past.</p> <p>There are two other actions that water systems must complete by the LCR’s October 16, 2024 compliance date a Lead Service Line Replacement Plan (LSLR) and a revised Tap Sampling Plan (TSP) for residents and the addition of sampling at schools and daycares. The LSLR plan would describe the procedure for systems to conduct lead service line replacements in accordance with the LCR. The (TSP) would identify the locations and methods for systems to conduct tap sampling following the LCR.</p> <p>We have proposed assistance from a consulting firm to complete this task in two phases over the next two years to meet the requirements of the new LCR rules by October 16, 2024. Phase I was approved for FY 2023 budget year at an estimated cost of 271,500. Budge year 2024 will complete Phase II with an estimated cost of \$118,000.</p>	
CITY MANAGER'S COMMENTS: Approved	

231 SERVICE-MAINT. CONTRACTS	78,603	108,000	108,000	96,600
237 UNIFORM SERVICE	11,099	15,000	15,000	15,000
240 EQUIPMENT REPAIRS	15,685	13,000	13,000	13,000
242 EQUIPMENT RENTAL & LEASE	8,331	10,000	10,000	10,000
244 BUILDING REPAIRS	491	15,000	15,000	15,000
246 VEHICLE REPAIRS	42,569	34,000	36,500	34,000
270 WASTE DISPOSAL SERVICE	-	10,000	10,000	10,000
280 STATE PERMITS	38,962	42,000	42,000	42,000
281 METER REPAIR & REPLACEMENT	9,151	14,500	14,500	14,500
287 WATER PURCHASES	12,855,466	15,643,500	15,643,500	17,399,750
288 WATERLINE REPAIR & REPLAC	90,283	195,000	195,000	195,000

Fund	Department	Division
02 Water Sewer	60 Utility Services	63 Water Operations

G/L Account	2022 Actual Amount	2023 Adopted Budget	2023 Amended Budget	2024 City Manager Approved
289 RESERVOIR MAINT. & REPAIR	262,224	479,250	479,250	282,500

Notes:	Reservoir Projects
<p>\$75,000 Rebuild one water pump per year at Heath Street, Eastside 700, and 780 Pump Stations.</p> <p>\$39,960 Cell modem retrofits and PLC programming of (2) Elevated Storage, RCH meter vault, (2) Eastside pump station</p> <p>\$43,500 VT SCADA software program will replace the outdated Supervisory Control and Data Acquisition (SCADA) system that runs the sewer and water systems. The current antiquated system operates from four different programs from separate vendors, which often need to work better together and cause significant communication problems. VT SCADA is a single-installed program with one license that does all the functions of the four-separate license. The new program's cost will be split with water ($\\$87,000 \div 2 = \\$43,500$).</p> <p>\$29,280 Sandblast and painting pumps at Eastside 700 and 780 Pump Stations to maintain the integrity of the pumps.</p> <p>CITY MANAGER'S COMMENTS: Approved</p>	

CONTRACTUAL Totals 13,513,139 16,924,750 16,927,250 18,400,350

SUPPLIES

301 OFFICE SUPPLIES	2,396	2,550	2,550	2,550
310 PRINTING & BINDING	546	2,000	2,000	2,000
323 SMALL TOOLS	20,129	34,850	34,850	34,850
325 SAFETY SUPPLIES	9,503	10,800	10,800	10,800
331 FUEL & LUBRICANTS	84,764	80,000	80,000	95,000
333 CHEMICAL	7,827	13,500	13,500	13,500
335 PROPANE	12,317	15,000	15,000	10,000
341 CONSTRUCTION & REPAIR SUP	87,188	70,000	95,000	90,000

Notes:	Increase in Construction/Repairs
<p>\$20,000 addition</p> <p>Construction and repair supply expenses have exceeded the budgeted amount, requesting an increase from \$70,000 to \$90,000.</p> <p>CITY MANAGER'S COMMENTS: Approved</p>	

347 GENERAL MAINT. SUPPLY	17,655	18,000	18,000	18,000
380 FIRE HYDRANT MAINT SUPPLY	9,691	11,000	11,000	11,000
381 WATER PIPE FITTINGS	54,310	50,000	65,000	60,000

Notes:	Increase in Pipe Fittings
<p>With the increase in material cost, the expenses have exceeded the budgeted amount, requesting an increase from \$50,000 to \$60,000.</p> <p>CITY MANAGER'S COMMENTS: Approved</p>	

Fund	Department	Division
02 Water Sewer	60 Utility Services	63 Water Operations

G/L Account	2022 Actual Amount	2023 Adopted Budget	2023 Amended Budget	2024 City Manager Approved						
382 METER SUPPLIES	412,438	600,000	600,000	600,000						
<i>SUPPLIES Totals</i>	718,765	907,700	947,700	947,700						
<i>OPERATIONS</i>										
410 DUES & SUBSCRIPTIONS	1,326	2,400	2,400	2,400						
415 RECRUITING EXPENSES	823	500	500	500						
430 TUITION & TRAINING	10,227	15,350	15,350	15,350						
436 TRAVEL	724	5,000	5,000	5,000						
<i>OPERATIONS Totals</i>	13,101	23,250	23,250	23,250						
<i>UTILITIES</i>										
501 ELECTRICITY	318,589	275,000	275,000	275,000						
507 CELLULAR TELEPHONE	10,300	13,500	13,500	13,500						
508 TELEPHONE SERVICE	-	5,000	5,000	-						
<i>UTILITIES Totals</i>	328,889	293,500	293,500	288,500						
<i>CAPITAL</i>										
601 LAND	-	-	240,000	-						
621 FIELD MACHINERY & EQUIPMENT	-	-	-	56,050						
<table border="1" style="width: 100%; border-collapse: collapse;"> <tr> <td style="width: 40%;">Notes:</td> <td>Mixers for Eastside Water Yard</td> </tr> <tr> <td colspan="2"> \$56,040 Mixers are needed at the two ground storage tanks at the water yard on I 30. The mixer will thoroughly mix the water in the tanks to create consistent disinfectant residual throughout. A few years ago, the City installed a mixer in the ground storage tank at Heath Street that drastically improved the water quality by mixing the water in the tank, creating a consistent disinfectant residual throughout. </td> </tr> <tr> <td colspan="2" style="color: green;"> CITY MANAGER'S COMMENTS: Approved </td> </tr> </table>					Notes:	Mixers for Eastside Water Yard	\$56,040 Mixers are needed at the two ground storage tanks at the water yard on I 30. The mixer will thoroughly mix the water in the tanks to create consistent disinfectant residual throughout. A few years ago, the City installed a mixer in the ground storage tank at Heath Street that drastically improved the water quality by mixing the water in the tank, creating a consistent disinfectant residual throughout.		CITY MANAGER'S COMMENTS: Approved	
Notes:	Mixers for Eastside Water Yard									
\$56,040 Mixers are needed at the two ground storage tanks at the water yard on I 30. The mixer will thoroughly mix the water in the tanks to create consistent disinfectant residual throughout. A few years ago, the City installed a mixer in the ground storage tank at Heath Street that drastically improved the water quality by mixing the water in the tank, creating a consistent disinfectant residual throughout.										
CITY MANAGER'S COMMENTS: Approved										
623 VEHICLES	32,450	135,000	135,000	70,650						
<table border="1" style="width: 100%; border-collapse: collapse;"> <tr> <td style="width: 40%;">Notes:</td> <td>New Vehicle</td> </tr> <tr> <td colspan="2"> \$70,620 to purchase a replacement 3/4-ton crew cab truck with utility bed. The new vehicle will replace a 2016 3/4-ton super cab truck with 122,000 miles. </td> </tr> <tr> <td colspan="2" style="color: green;"> CITY MANAGER'S COMMENTS: Approved </td> </tr> </table>					Notes:	New Vehicle	\$70,620 to purchase a replacement 3/4-ton crew cab truck with utility bed. The new vehicle will replace a 2016 3/4-ton super cab truck with 122,000 miles.		CITY MANAGER'S COMMENTS: Approved	
Notes:	New Vehicle									
\$70,620 to purchase a replacement 3/4-ton crew cab truck with utility bed. The new vehicle will replace a 2016 3/4-ton super cab truck with 122,000 miles.										
CITY MANAGER'S COMMENTS: Approved										
633 INFRASTRUCTURE IMPROVEMEN	233,701	-	-	-						
<i>CAPITAL Totals</i>	266,151	135,000	375,000	126,700						
WATER OPERATIONS Totals	16,120,444	19,602,050	19,938,550	21,135,150						

SEWER OPERATIONS

Fund	Department	Division
02 Water & Sewer	60 Utility Services	67 Sewer Operations

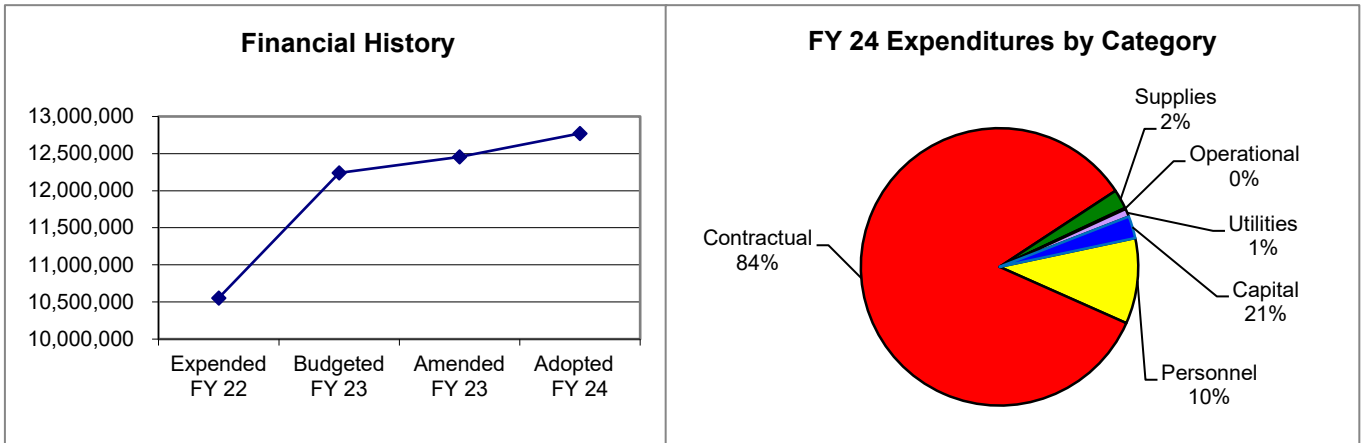
Expenditure Summary

	Actual 21-22	Budgeted 22-23	Amended 22-23	Adopted 23-24
Personnel	1,264,363	1,228,650	1,419,650	1,274,900
Contractual	8,825,606	10,331,200	10,358,700	10,741,450
Supplies	220,765	251,450	251,450	288,050
Operational	10,377	17,700	17,700	17,700
Utilities	125,160	120,500	120,500	120,500
Capital	108,610	288,300	288,300	328,900
Total	10,554,882	12,237,800	12,456,300	12,771,500

Personnel Schedule

<u>Position</u>	<u>Classification</u>	<u>FY 23 Approved</u>	<u>FY 24 Adopted</u>
Wastewater - Field Supervisor	22	1	1
Production Technician - Field Superviso	22	1	1
Crew Leader	17	2	2
FOG Agent	16	1	1
Production Technician II	15	2	2
Equipment Operator	14	2	2
Production Technician I	12	1	1
Infiltration Technician	12	1	1
Maintenance Worker II	11	5	5

Activity Trends



Fund	Department	Division
02 Water Sewer	60 Utility Services	67 Sewer Operations

G/L Account	2022 Actual Amount	2023 Adopted Budget	2023 Amended Budget	2024 City Manager Approved
-------------	--------------------------	---------------------------	---------------------------	----------------------------------

PERSONNEL SERVICES

100 SALARIES & WAGES	796,051	907,050	907,050	949,300
109 SALARIES & WAGES-OVERTIME	212,792	90,000	225,000	90,000
113 EDUCATION/CERTIFICATE PAY	2,239	3,600	3,600	3,600
114 LONGEVITY PAY	9,247	10,200	10,200	10,150
120 FICA & MEDICARE EXPENSE	75,707	69,400	85,400	72,650
122 T.M.R.S. RETIREMENT EXPENSE	168,329	148,400	188,400	149,200

PERSONNEL SERVICES Totals 1,264,363 1,228,650 1,419,650 1,274,900

CONTRACTUAL

213 CONSULTING FEES	-	350,000	350,000	240,000
---------------------	---	---------	---------	---------

Notes:	Master Plan and Impact Study
<p>\$190,000 This Plan evaluates the existing water and wastewater systems' capacity and recommends a phased Capital Improvements Plan through buildout. The recommendations will serve as a basis for the design, construction, and financing of facilities required to meet the City's water and wastewater service needs. The impact fees recoup, from developers, some of the cost of new development on the City's infrastructure.</p>	
<p>CITY MANAGER'S COMMENTS: Approved</p>	

231 SERVICE-MAINT. CONTRACTS	193,386	241,000	241,000	226,000
237 UNIFORM SERVICE	8,204	14,700	14,700	14,700
240 EQUIPMENT REPAIRS	32,632	32,000	32,000	32,000
242 EQUIPMENT RENTAL & LEASE	220	10,000	10,000	10,000
246 VEHICLE REPAIRS	44,338	33,500	36,000	40,000

Notes:	Increase Requested
<p>Vehicle repair expenses have exceeded the budgeted amount, requesting an increase from \$33,500 to \$40,000.</p>	
<p>CITY MANAGER'S COMMENTS: Approved</p>	

279 INDUSTRIAL PRE-TREATMENT	85,858	99,250	99,250	114,950
282 LIFT STATION MAINTENANCE	226,718	157,650	182,650	190,450

Notes:	VT SCADA Implementation
<p>\$43,500 This software program will replace the outdated Supervisory Control and Data Acquisition (SCADA) system that runs the sewer and water systems. The current antiquated system operates from four different programs from separate vendors, which often need to work better together and cause significant communication problems. VT SCADA is a single-installed program with one license that does all the functions of the four-separate license. The new program's cost will be split with water.</p>	
<p>CITY MANAGER'S COMMENTS: Approved</p>	

Fund	Department	Division
02 Water Sewer	60 Utility Services	67 Sewer Operations

G/L Account	2022 Actual Amount	2023 Adopted Budget	2023 Amended Budget	2024 City Manager Approved
284 SEWER LINE REPAIR & RPCMT	461,291	342,350	342,350	403,100

Notes:	Increase in System Improvements
\$50,000 additional funds as materials and labor have gone up the past 4 years for manhole rehabilitation.	
CITY MANAGER'S COMMENTS: Approved	

Notes:	Sewer Condition Assessment
<p>\$162,600 The strategic plan associated with the City’s CMOM plan presented to the EPA requires that the City must complete a condition assessment of the sewer system within ten years. To develop this strategic initiative, staff and the firm that worked on the CMOM took the information provided through the flow monitoring study conducted in the spring of 2015. This study divided the wastewater systems into 37 basins. The basins were ranked dependent on the amount of inflow and infiltration in rain events.</p> <p>The strategic initiative consists of a condition assessment of evaluating the basins that scored the lowest score in the study first. In 2023/2024, the wastewater division proposes to complete condition assessment of the four basins that have a total of 112,730 feet of pipe with 375 manholes. Following this type of strategy will give the wastewater division the ability to set targets with the ability to measure progress throughout the year to achieve the final goal.</p> <p>Assessments of these basins will include:</p> <ul style="list-style-type: none"> • Manhole inspections • Smoke testing • Dye flooding • Cleaning • CCTV • Final report <p>The City does not have the equipment or the personnel to complete the entire list of tasks and has determined it is not cost effective to perform the assessment with in-house personnel. Our crews will perform pipe cleaning and CCTV work.</p> <p>CITY MANAGER'S COMMENTS: Approved</p>	

285 SQUABBLE TREATMENT PLANT	767,472	756,750	756,750	978,150
286 BUFFALO CREEK TREATMENT PLANT	1,318,646	1,603,850	1,603,850	1,860,200
292 REGIONAL WASTEWATER SYSTEM	5,686,841	6,690,150	6,690,150	6,631,900
	<i>CONTRACTUAL Totals</i>	<u>8,825,606</u>	<u>10,331,200</u>	<u>10,358,700</u>
			<u>10,358,700</u>	<u>10,741,450</u>

SUPPLIES

301 OFFICE SUPPLIES	1,533	1,500	1,500	1,500
---------------------	-------	-------	-------	-------

Fund	Department	Division
02 Water Sewer	60 Utility Services	67 Sewer Operations

G/L Account	2022 Actual Amount	2023 Adopted Budget	2023 Amended Budget	2024 City Manager Approved
323 SMALL TOOLS	24,814	25,000	25,000	43,600

Notes:	Parts for Tractor Camera
\$3,770 Replacement spike wheels for tractor camera for 6” pipe.	
\$3,340 Replacement spike wheels for tractor camera for 8” pipe.	
\$9,820 Replacement Cable for Camera Van 1,200' Kevlar-wrapped Fiber Optics Cable. The current cable is 7 years old and in need of replacement.	
\$1,630 Pallet forks for John Deere tractor for material handling at the Service Center and job sites.	
CITY MANAGER'S COMMENTS: Approved	

325 SAFETY SUPPLIES	8,094	17,200	17,200	17,200
331 FUEL & LUBRICANTS	90,908	72,000	72,000	90,000
333 CHEMICAL	6,056	7,900	7,900	7,900
341 CONSTRUCTION & REPAIR SUPPLIES	63,946	89,000	89,000	89,000
347 GENERAL MAINTENANCE SUPPLIES	11,856	16,250	16,250	16,250
385 LIFT STATION SUPPLIES	13,557	22,600	22,600	22,600

<i>SUPPLIES Totals</i>	220,765	251,450	251,450	288,050
------------------------	---------	---------	---------	---------

OPERATIONS

410 DUES & SUBSCRIPTIONS	2,221	2,700	2,700	2,700
415 RECRUITING EXPENSES	1,604	500	500	500
430 TUITION & TRAINING	5,164	10,700	10,700	10,700
436 TRAVEL	1,389	3,800	3,800	3,800

<i>OPERATIONS Totals</i>	10,377	17,700	17,700	17,700
--------------------------	--------	--------	--------	--------

UTILITIES

501 ELECTRICITY	116,322	110,000	110,000	110,000
507 CELLULAR TELEPHONE	8,838	10,500	10,500	10,500

<i>UTILITIES Totals</i>	125,160	120,500	120,500	120,500
-------------------------	---------	---------	---------	---------

CAPITAL

621 FIELD MACHINERY & EQUIPMENT	84,222	61,500	61,500	14,150
---------------------------------	--------	--------	--------	--------

Notes:	Sewer Chain Cutter
\$14,150 Lumberjack LJ200 Chain cutter for 6”/8”/10”/12” pipe. Cutter is used to clean roots from sewer main lines.	
CITY MANAGER'S COMMENTS: Approved	

Fund	Department	Division
02 Water Sewer	60 Utility Services	67 Sewer Operations

G/L Account	2022 Actual Amount	2023 Adopted Budget	2023 Amended Budget	2024 City Manager Approved
623 VEHICLES	24,388	226,800	226,800	314,750

Notes:	Replacement 1/2-Ton Truck
<p>\$48,300 Requesting a replacement ½ ton Extended Cab pickup with tool boxes, headache rack, and emergency lights. The current unit is a 2009 and has 117,000 miles and has been in the repair shop several times this budget year.</p> <p>CITY MANAGER'S COMMENTS: Approved</p>	

Notes:	Replacement 3/4-Ton Truck
<p>\$70,620 3/4-ton crew cab truck with utility bed. This vehicle will replace a 2016 3/4-ton super cab truck with 117,500 miles. The 2016 truck needs transmission repairs/replacement costing \$9000.</p> <p>CITY MANAGER'S COMMENTS: Approved</p>	

Notes:	Replacement Jet Truck
<p>\$195,820 Jet Truck/Isuzu NRR Cabover with John Bean 700 Gallon Twin Reel. This truck will replace a 2002 Jet Truck that needs repairs. Some of the repair parts for the 2002 Jet Truck are not manufactured anymore.</p> <p>CITY MANAGER'S COMMENTS: Approved</p>	

<i>CAPITAL Totals</i>	108,610	288,300	288,300	328,900
-----------------------	---------	---------	---------	---------

SEWER OPERATIONS Totals	10,554,882	12,237,800	12,456,300	12,771,500
--------------------------------	-------------------	-------------------	-------------------	-------------------

SUMMARY OF OPERATIONS

Fund

10 Cemetery

	Actual 21-22	Budgeted 22-23	Amended 22-23	Adopted 23-24
Total Revenues	12,188	12,250	17,750	14,250
Total Expenditures	17,258	40,500	50,500	5,000
Excess Revenues Over (Under) Expenditures	(5,070)	(28,250)	(32,750)	9,250
Fund Balance - Beginning	103,089	100,339	98,019	65,269
Fund Balance - Ending	98,019	72,089	65,269	74,519

SUMMARY OF REVENUES

Fund

10 Cemetery

Account	Description	Actual 21-22	Budgeted 22-23	Amended 22-23	Adopted 23-24
4001	Interest Earnings	338	-	2,000	2,000
4720	Cemetery Receipts	10,800	10,000	13,500	10,000
4722	Registration & Permit Fees	1,050	2,250	2,250	2,250
Total Revenues		12,188	12,250	17,750	14,250

SUMMARY OF EXPENDITURES

Fund

10 Cemetery

	Actual 21-22	Budgeted 22-23	Amended 22-23	Adopted 23-24
Contractual	17,258	5,000	5,000	5,000
Supplies	-	35,500	45,500	-
Total	17,258	40,500	50,500	5,000

Fund
10 Cemetery

G/L Account	2022 Actual Amount	2023 Adopted Budget	2023 Amended Budget	2024 City Manager Approved
<i>CONTRACTUAL</i>				
247 GROUNDS MAINTENANCE	17,258	5,000	5,000	5,000
<i>CONTRACTUAL Totals</i>	<u>17,258</u>	<u>5,000</u>	<u>5,000</u>	<u>5,000</u>
<i>SUPPLIES</i>				
341 CONSTRUCTION & REPAIR SUP	-	35,500	45,500	-
<i>CAPITAL Totals</i>	<u>-</u>	<u>35,500</u>	<u>45,500</u>	<u>-</u>
CEMETERY FUND Totals	17,258	40,500	50,500	5,000

SUMMARY OF OPERATIONS

Fund

11 Public Safety Funds

	Actual 21-22	Budgeted 22-23	Amended 22-23	Adopted 23-24
Total Revenues	77,625	72,050	96,400	76,550
Total Expenditures	39,321	41,650	42,700	64,550
Excess Revenues Over (Under) Expenditures	38,304	30,400	53,700	12,000
Net Other Financing Sources (Uses)	-	-	-	-
Net Gain (Loss)	38,304	30,400	53,700	12,000
Fund Balance - Beginning	99,758	92,558	138,062	191,762
Fund Balance - Ending	138,062	122,958	191,762	203,762

SUMMARY OF REVENUES

Fund

11 Public Safety Funds

Account	Description	Actual 21-22	Budgeted 22-23	Amended 22-23	Adopted 23-24
4001	Interest Earnings	271	-	1,400	2,000
4054	Donations - Police Activities	2,751	1,000	4,750	1,000
4056	Donations - Flag Supplies	-	-	10,700	-
4058	Donations - Fire	2,000	500	500	500
4415	Court Security Fee	14,407	15,000	15,000	15,000
4420	Technology Fee	11,971	16,000	12,500	12,500
4425	Child Safety Fines	3,451	5,000	5,000	4,000
4430	Local Truancy Fund	14,243	-	12,000	12,000
4520	County Contracts	28,531	34,550	34,550	29,550
Total Revenues		77,625	72,050	96,400	76,550

SUMMARY OF EXPENDITURES

Fund

11 Public Safety Funds

	Actual 21-22	Budgeted 22-23	Amended 22-23	Adopted 23-24
Contractual	37,917	37,050	37,050	59,550
Operational	1,404	4,600	5,650	5,000
Total Expenditures	39,321	41,650	42,700	64,550

Fund 11 Public Safety

G/L Account	2022 Actual Amount	2023 Adopted Budget	2023 Amended Budget	2024 City Manager Approved
<i>CONTRACTUAL</i>				
208 EMERGENCY SERVICES CORP	24,167	34,550	34,550	34,550
231 SERVICE MAINTENANCE CONTRACTS	13,750	2,500	2,500	5,000
244 BUILDING REPAIRS	-	-	-	20,000
<i>CONTRACTUAL Totals</i>	<u>37,917</u>	<u>37,050</u>	<u>37,050</u>	<u>59,550</u>
<i>OPERATIONS</i>				
406 SPECIAL EVENTS	450	1,000	1,000	1,000
430 TUITION & TRAINING	48	1,000	1,000	1,000
463 DONATIONS EXPENSE -FIRE	-	-	1,050	1,000
464 CERT EXPENSES	906	1,600	1,600	1,000
466 SILENT PARTNERS PROGRAM	-	1,000	1,000	1,000
<i>OPERATIONS Totals</i>	<u>1,404</u>	<u>4,600</u>	<u>5,650</u>	<u>5,000</u>
PUBLIC SAFETY FUNDS Totals	39,321	41,650	42,700	64,550

SUMMARY OF OPERATIONS

Fund

12 Recreational Development

	Actual 21-22	Budgeted 22-23	Amended 22-23	Adopted 23-24
Total Revenues	606,783	730,000	701,400	690,000
Total Expenditures	1,304,592	873,500	893,750	840,650
Excess Revenues Over (Under) Expenditures	(697,809)	(143,500)	(192,350)	(150,650)
Net Other Financing Sources (Uses)	837,000	-	-	-
Net Gain (Loss)	139,191	(143,500)	(192,350)	(150,650)
Fund Balance - Beginning	1,195,453	1,347,353	1,334,644	1,142,294
Fund Balance - Ending	1,334,644	1,203,853	1,142,294	991,644

SUMMARY OF REVENUES

Fund

12 Recreational Development

Account	Description	Actual 21-22	Budgeted 22-23	Amended 22-23	Adopted 23-24
4001	Interest Earnings	3,104	-	20,000	20,000
4050	Donations	12,301	10,000	21,400	10,000
4250	Recreation Program Fees	112,309	165,000	130,000	130,000
4252	RBSL Revenues	187,691	245,000	245,000	245,000
4256	Rib Rub Revenues	14,555	10,000	10,000	10,000
4700	Takeline Concessions	260,823	275,000	255,000	255,000
4750	Land Lease Revenues	16,000	25,000	20,000	20,000
Total Revenues		606,783	730,000	701,400	690,000

SUMMARY OF OPERATING TRANSFERS

Fund

12 Recreational Development

	Actual 21-22	Budgeted 22-23	Amended 22-23	Adopted 23-24
Other Financing Sources				
Operating Transfers In	837,000	-	-	-
General Fund	-	-		-
Total Other Financing Sources	837,000	-	-	-
Operating Transfers Out To General Fund	-	-	-	-
Total Other Financing Uses	-	-	-	-
Net Other Financing Sources (Uses)	837,000	-	-	-

SUMMARY OF EXPENDITURES

Fund

12 Recreational Development

	Actual 21-22	Budgeted 22-23	Amended 22-23	Adopted 23-24
Contractual	205,667	448,000	458,250	410,000
Supplies	144,839	60,000	60,000	240,000
Operations	47,321	59,000	59,000	59,000
Capital Outlay	906,766	306,500	316,500	131,650
Total Expenditures	1,304,592	873,500	893,750	840,650

Fund 12 Recreation Development
--

G/L Account	2022 Actual Amount	2023 Adopted Budget	2023 Amended Budget	2024 City Manager Approved
-------------	--------------------------	---------------------------	---------------------------	----------------------------------

CONTRACTUAL

213	CONSULTING FEES	2,500	38,000	48,250	10,000
234	MARKETING	29,290	30,000	30,000	30,000
235	BANK CHARGES	11,268	20,000	20,000	10,000
239	RECREATION CONTRACT	62,064	80,000	80,000	80,000
245	POOL REPAIR & MAINTENANCE	9,589	135,000	135,000	135,000
260	ATHLETIC PROGRAMS	90,955	145,000	145,000	145,000

Notes:	Background check increase
we want to bring this function back to contractor team sideline which is more expensive, but makes the process much easier on staff.	
CITY MANAGER'S COMMENTS: Approved	

<i>CONTRACTUAL Totals</i>	205,667	448,000	458,250	410,000
---------------------------	---------	---------	---------	---------

SUPPLIES

341	CONSTRUCTION MATERIALS SUPPLIES	117,910	25,000	25,000	205,000
-----	---------------------------------	---------	--------	--------	---------

Notes:	Turf and lighting \$205,000
\$20,000 Hickory Ridge Artificial Turf conversion	
This request is for the conversion of turfgrass to artificial turf around perimeter of pickleball courts. This conversion was made at Harry Myers in 2023 and resolved all ongoing maintenance issues and player complaints.	
\$50,000 Kidzone Solar Lighting	
\$45,000 Harry Myers East Parking Solar Lighting	
\$90,000 Harry Myers Middle Parking Solar Lighting	
This request is for solar lighting at the Kidzone Playground and Harry Myers Parking lots. This will eliminate the need for electric bills. The middle parking at Harry Myers has no lighting, the east parking lot has 2 light that light less than 10% of the parking lot and Kidzone has no lighting on the most popular park amenity in the city. Not only will this allow extended use until park closes, but improve safety after hours.	
CITY MANAGER'S COMMENTS: Approved	

360	ATHLETIC PROGRAM SUPPLIES	12,116	20,000	20,000	20,000
391	RECREATION PROGRAM SUPPLIES	14,648	15,000	15,000	15,000
392	SIGNS AND SIGNALS	165	-	-	-
<i>SUPPLIES Totals</i>		144,839	60,000	60,000	240,000

OPERATIONS

Fund 12 Recreation Development
--

G/L Account	2022 Actual Amount	2023 Adopted Budget	2023 Amended Budget	2024 City Manager Approved
406 SPECIAL EVENTS	30,484	42,000	42,000	42,000
406 RIB RUB EXPENSES	16,837	17,000	17,000	17,000
<i>OPERATIONS Totals</i>	47,321	59,000	59,000	59,000

CAPITAL

610	FURNITURE & FIXTURES	-	55,000	55,000	19,150
-----	----------------------	---	--------	--------	--------

Notes:	HMCC Tables/Chairs
\$19,125 New Tables / Chairs for Harry Myers Community Bldg. – this facility is used as meeting space by citizens and community groups. It is time to replace the tables and chairs due to age and normal use.	
CITY MANAGER'S COMMENTS: Approved	

633	INFRASTRUCTURE IMPROVEMENT	36,260	-	-	32,500
-----	----------------------------	--------	---	---	--------

Notes:	Decorations
\$7,500 Snow Machines \$25,000 Christmas Silhouettes	
This request is for 2 snow machines for downtown and lighted Christmas silhouettes that were taken out of use after 2022 Christmas tree lighting. We rented snow machines in 2022 that were a huge success and we can purchase 2 machines for a little more than the rental cost for a month.	
CITY MANAGER'S COMMENTS: Approved	

643	PLAYGROUND EQUIPMENT	870,507	251,500	261,500	80,000
-----	----------------------	---------	---------	---------	--------

Notes:	Courts and Playgrounds \$80,000
\$25,000 Hickory Ridge Pickleball Court Resurface \$25,000 Shores Park Playground Update \$30,000 Northshore and Gloria Williams Resurface	
This request is to replace outdated equipment at Shores Park that has received numerous request from citizens. It is also to complete our resurfacing projects started in 2023 by resurfacing Hickory Ridge pickleball, Northshore basketball and Gloria Williams basketball courts. Surfaces are old faded and becoming slick due to surface wear.	
CITY MANAGER'S COMMENTS: Approved	

<i>CAPITAL Totals</i>	906,766	306,500	316,500	131,650
-----------------------	---------	---------	---------	---------

RECREATION Totals	1,304,592	873,500	893,750	840,650
--------------------------	------------------	----------------	----------------	----------------

SUMMARY OF OPERATIONS

Fund

14 Street Improvements

	Actual 21-22	Budgeted 22-23	Amended 22-23	Adopted 23-24
Total Revenues	2,025	-	17,750	12,000
Total Expenditures	-	-	78,000	-
Excess Revenues Over (Under) Expenditures	2,025	-	(60,250)	12,000
Net Other Financing Sources (Uses)	-	-	-	-
Net Gain (Loss)	2,025	-	(60,250)	12,000
Fund Balance - Beginning	478,483	401,483	480,508	420,258
Fund Balance - Ending	480,508	401,483	420,258	432,258

SUMMARY OF REVENUES

Fund

14 Street Improvements

Account	Description	Actual 21-22	Budgeted 22-23	Amended 22-23	Adopted 23-24
4001	Interest Earnings	2,025	-	17,750	12,000
Total Revenues		2,025	-	17,750	12,000

SUMMARY OF EXPENDITURES

Fund

14 Street Improvements

	Actual 21-22	Budgeted 22-23	Amended 22-23	Adopted 23-24
Supplies	-	-	78,000	-
Total Expenditures	-	-	78,000	-

Fund
14 Street Improvement

G/L Account	2022 Actual Amount	2023 Adopted Budget	2023 Amended Budget	2024 City Manager Approved
--------------------	-----------------------------------	------------------------------------	------------------------------------	---

SUPPLIES

393 INFRASTRUCTURE IMPROVEMEN	-	-	78,000	-
-------------------------------	---	---	--------	---

Notes:	Amended Budget
The replacement of street light standards along Fannin Street was approved in the FY2022 budget but the materials were not received until early 2023 so the project was finished in this budget year.	

<i>SUPPLIES Totals</i>	<u>-</u>	<u>-</u>	<u>78,000</u>	<u>-</u>
------------------------	----------	----------	---------------	----------

STREET IMPROVEMENT FUND Totals	-	-	78,000	-
---------------------------------------	----------	----------	---------------	----------

SUMMARY OF OPERATIONS

Fund

16 Fire Equipment Fund

	Actual 21-22	Budgeted 22-23	Amended 22-23	Adopted 23-24
Total Revenues	69,044	65,650	71,650	71,650
Total Expenditures	79,996	50,500	50,500	67,600
Excess Revenues Over (Under) Expenditures	(10,952)	15,150	21,150	4,050
Net Other Financing Sources (Uses)	-	-	-	-
Net Gain (Loss)	(10,952)	15,150	21,150	4,050
Fund Balance - Beginning	201,084	167,334	190,133	211,283
Fund Balance - Ending	190,133	182,484	211,283	215,333

SUMMARY OF REVENUES

Fund

16 Fire Equipment Fund

Account	Description	Actual 21-22	Budgeted 22-23	Amended 22-23	Adopted 23-24
4001	Interest Earnings	794	-	6,000	6,000
4535	County Fire Calls	68,250	65,650	65,650	65,650
Total Revenues		69,044	65,650	71,650	71,650

SUMMARY OF EXPENDITURES

Fund

16 Fire Equipment Fund

	Actual 21-22	Budgeted 22-23	Amended 22-23	Adopted 23-24
Contractual	48,000	-	-	-
Supplies	1,038	5,000	5,000	7,000
Capital Outlay	30,958	45,500	45,500	60,600
Total Expenditures	79,996	50,500	50,500	67,600

Fund 16 Fire Equipment

G/L Account	2022 Actual Amount	2023 Adopted Budget	2023 Amended Budget	2024 City Manager Approved						
<i>CONTRACTUAL</i>										
213 CONSULTING FEES	48,000	-	-	-						
<i>CONTRACTUAL Totals</i>	48,000	-	-	-						
<i>SUPPLIES</i>										
377 VOLUNTEER SERVICES	1,038	5,000	5,000	7,000						
<i>SUPPLIES Totals</i>	1,038	5,000	5,000	7,000						
<i>CAPITAL</i>										
621 FIELD MACHINERY & EQUIPMENT	30,958	45,500	45,500	60,600						
<table border="1" style="width: 100%; border-collapse: collapse;"> <tr> <td style="width: 40%; padding: 5px;">Notes:</td> <td style="padding: 5px;">PPE for Additional Personnel</td> </tr> <tr> <td colspan="2" style="padding: 5px;">Increase primarily due to PPE to outfit 6 additional firefighters plus 8 sets of ballistic gear for entry into an active shooter/hostile event emergency scene.</td> </tr> <tr> <td colspan="2" style="padding: 5px; color: green;">CITY MANAGER'S COMMENTS: Approved</td> </tr> </table>					Notes:	PPE for Additional Personnel	Increase primarily due to PPE to outfit 6 additional firefighters plus 8 sets of ballistic gear for entry into an active shooter/hostile event emergency scene.		CITY MANAGER'S COMMENTS: Approved	
Notes:	PPE for Additional Personnel									
Increase primarily due to PPE to outfit 6 additional firefighters plus 8 sets of ballistic gear for entry into an active shooter/hostile event emergency scene.										
CITY MANAGER'S COMMENTS: Approved										
<i>CAPITAL Totals</i>	30,958	45,500	45,500	60,600						
FIRE EQUIPMENT FUND Totals	79,996	50,500	50,500	67,600						

SUMMARY OF OPERATIONS

Fund

17 Airport Special Revenue

	Actual 21-22	Budgeted 22-23	Amended 22-23	Adopted 23-24
Total Revenues	137,500	124,500	161,300	140,800
Total Expenditures	30,824	93,500	106,050	63,350
Excess Revenues Over (Under) Expenditures	106,676	31,000	55,250	77,450
Net Other Financing Sources (Uses)	-	-	-	-
Net Gain (Loss)	106,676	31,000	55,250	77,450
Fund Balance - Beginning	94,374	60,674	201,050	256,300
Fund Balance - Ending	201,050	91,674	256,300	333,750

SUMMARY OF REVENUES

Fund

17 Airport Special Revenue

Account	Description	Actual 21-22	Budgeted 22-23	Amended 22-23	Adopted 23-24
4001	Interest Earnings	41	-	300	300
4500	Grant Proceeds	16,722	-	36,500	16,000
4750	Land Lease	119,070	120,000	120,000	120,000
4752	F.B.O. Lease	1,667	4,500	4,500	4,500
Total Revenues		137,500	124,500	161,300	140,800

SUMMARY OF EXPENDITURES

Fund

17 Airport Special Revenue

	Actual 21-22	Budgeted 22-23	Amended 22-23	Adopted 23-24
Contractual	9,059	27,200	29,750	28,850
Supplies	850	1,000	1,000	1,000
Operational	19,915	63,800	73,800	32,000
Utilities	1,000	1,500	1,500	1,500
Total Expenditures	30,824	93,500	106,050	63,350

Fund 17 Aviation

G/L Account	2022 Actual Amount	2023 Adopted Budget	2023 Amended Budget	2024 City Manager Approved
--------------------	---------------------------	----------------------------	----------------------------	-----------------------------------

CONTRACTUAL

227	INSURANCE-REAL PROPERTY	1,491	1,500	1,500	750
229	INSURANCE-LIABILITY	500	500	500	500
231	SERVICE MAINTENANCE CONTRACTS	-	-	-	2,400

Notes:	Software Maintenance
Funds for airport monitoring software annual service contract - tracks take offs and landings by tail number to gauge where our airport activity is originating.	
CITY MANAGER'S COMMENTS: Approved	

240	EQUIPMENT REPAIRS	-	3,000	5,550	3,000
244	BUILDING REPAIRS	4,934	17,000	17,000	17,000
246	VEHICLE REPAIRS	2,135	5,000	5,000	5,000
280	STATE PERMITS	-	200	200	200

<i>CONTRACTUAL Totals</i>		<u>9,059</u>	<u>27,200</u>	<u>29,750</u>	<u>28,850</u>
---------------------------	--	--------------	---------------	---------------	---------------

SUPPLIES

339	FUEL TANK REPAIRS	850	1,000	1,000	1,000
-----	-------------------	-----	-------	-------	-------

<i>SUPPLIES Totals</i>		<u>850</u>	<u>1,000</u>	<u>1,000</u>	<u>1,000</u>
------------------------	--	------------	--------------	--------------	--------------

OPERATIONS

409	GRANT MATCHING	19,915	63,800	73,800	32,000
-----	----------------	--------	--------	--------	--------

Notes:	Grant Matching
RAMP Projects reimbursed 50/50	
\$6000 AWOS - Automated Weather Observation System required quarterly inspections. Contract with DBT.	
\$20,000 Hanger pad (5) replacements.	
\$6,000 Striping services.	
Amended budget: additional drainage repairs needed for hangar pads	
CITY MANAGER'S COMMENTS: Approved	

<i>OPERATIONS Totals</i>		<u>19,915</u>	<u>63,800</u>	<u>73,800</u>	<u>32,000</u>
--------------------------	--	---------------	---------------	---------------	---------------

UTILITIES

501	ELECTRICITY	1,000	1,500	1,500	1,500
-----	-------------	-------	-------	-------	-------

<i>UTILITIES Totals</i>		<u>1,000</u>	<u>1,500</u>	<u>1,500</u>	<u>1,500</u>
-------------------------	--	--------------	--------------	--------------	--------------

AVIATION FUND Totals		30,824	93,500	106,050	63,350
-----------------------------	--	---------------	---------------	----------------	---------------

SUMMARY OF OPERATIONS

Fund

24 Downtown Fund

	Actual 21-22	Budgeted 22-23	Amended 22-23	Adopted 23-24
Total Revenues	10,000	10,000	10,000	10,000
Total Expenditures	5,461	35,500	30,000	10,000
Excess Revenues Over (Under) Expenditures	4,539	(25,500)	(20,000)	-
Net Gain (Loss)	4,539	(25,500)	(20,000)	-
Fund Balance - Beginning	28,890	31,890	33,429	13,429
Fund Balance - Ending	33,429	6,390	13,429	13,429

SUMMARY OF REVENUES

Fund

24 Downtown Fund

Account	Description	Actual 21-22	Budgeted 22-23	Amended 22-23	Adopted 23-24
4050	Donations	10,000	10,000	10,000	10,000
Total Revenues		10,000	10,000	10,000	10,000

SUMMARY OF EXPENDITURES

Fund

24 Downtown Fund

	Actual 21-22	Budgeted 22-23	Amended 22-23	Adopted 23-24
Contractual	4,000	5,000	2,000	4,000
Supplies	-	28,000	28,000	2,000
Operational	1,461	2,500	-	4,000
Total Expenditures	5,461	35,500	30,000	10,000

Fund 24 Downtown Improvement
--

G/L Account	2022 Actual Amount	2023 Adopted Budget	2023 Amended Budget	2024 City Manager Approved
<i>CONTRACTUAL</i>				
293 GRANT PROGRAM	4,000	5,000	2,000	4,000
<i>CONTRACTUAL Totals</i>	<u>4,000</u>	<u>5,000</u>	<u>2,000</u>	<u>4,000</u>
<i>SUPPLIES</i>				
347 GENERAL MAINTENANCE SUPPLIES	-	28,000	28,000	2,000
<i>SUPPLIES Totals</i>	<u>-</u>	<u>28,000</u>	<u>28,000</u>	<u>2,000</u>
<i>OPERATIONS</i>				
469 PROMOTION EXPENSE	1,461	2,500	-	4,000
<i>OPERATIONS Totals</i>	<u>1,461</u>	<u>2,500</u>	<u>-</u>	<u>4,000</u>
DOWNTOWN IMPROVEMENT Totals	5,461	35,500	30,000	10,000

SUMMARY OF OPERATIONS

Fund

26 Narcotics - Seizure Awards

	Actual 21-22	Budgeted 22-23	Amended 22-23	Adopted 23-24
Total Revenues	8,604	-	400,000	-
Total Expenditures	120,936	66,950	244,450	114,000
Excess Revenues Over (Under) Expenditures	(112,332)	(66,950)	155,550	(114,000)
Net Other Financing Sources (Uses)	-	-	-	-
Net Gain (Loss)	(112,332)	(66,950)	155,550	(114,000)
Fund Balance - Beginning	545,873	418,323	433,541	589,091
Fund Balance - Ending	433,541	351,373	589,091	475,091

SUMMARY OF REVENUES

Fund

26 Narcotics - Seizure Awards

Account	Description	Actual 21-22	Budgeted 22-23	Amended 22-23	Adopted 23-24
4550	Seizure Revenue	8,604	-	400,000	-
Total Revenues		8,604	-	400,000	-

SUMMARY OF EXPENDITURES

Fund

26 Narcotics - Seizure Awards

	Actual 21-22	Budgeted 22-23	Amended 22-23	Adopted 23-24
Contractual	42,047	-	21,500	10,000
Supplies	6,114	-	-	3,500
Operational	6,500	10,000	10,000	10,000
Capital	66,276	56,950	212,950	90,500
Total Expenditures	120,936	66,950	244,450	114,000

Fund 26 Seized Funds

G/L Account	2022 Actual Amount	2023 Adopted Budget	2023 Amended Budget	2024 City Manager Approved
-------------	--------------------------	---------------------------	---------------------------	----------------------------------

CONTRACTUAL

218 COURT COSTS FOR SEIZED FUNDS	3,012	-	2,500	-
231 SERVICE MAINTENANCE CONTRACTS	39,034	-	19,000	10,000
<i>CONTRACTUAL Totals</i>	42,047	-	21,500	10,000

SUPPLIES

321 UNIFORMS	2,440	-	-	-
373 INVESTIGATION SUPPLIES	3,674	-	-	3,500

Notes:	Covert Tracking Devices
\$3,500 Covert tracking devices (3)	
The tracking devices are used for investigations, including those related to our on-going partnership with the DEA.	
CITY MANAGER'S COMMENTS: Approved	

<i>SUPPLIES Totals</i>	6,114	-	-	3,500
------------------------	-------	---	---	-------

OPERATIONS

451 CONFIDENTIAL FUNDS	6,500	10,000	10,000	10,000
<i>OPERATIONS Totals</i>	6,500	10,000	10,000	10,000

CAPITAL

612 COMPUTER EQUIPMENT	9,742	-	-	-
623 VEHICLES	-	-	-	35,000

Notes:	Replace Narcotics Vehicle
The Criminal Investigation Division is requesting \$35,000 to replace an aging narcotics detective vehicle. The current vehicle is a 2015 model, has 130,000 and has demonstrated an increase in service and maintenance costs (Appx \$8,000 over the prior two years). The replacement SUV will be a covert vehicle and therefore will require no additional emergency equipment.	
CITY MANAGER'S COMMENTS: Approved	

Fund 26 Seized Funds

G/L Account	2022 Actual Amount	2023 Adopted Budget	2023 Amended Budget	2024 City Manager Approved
624 POLICE EQUIPMENT	56,533	56,950	212,950	55,500

Notes:	Crisis Negotiation Phone
<p>\$5,000 Crisis Negotiations mobile phone</p> <p>The cost includes all service fees and training. The addition of this mobile device application service will provide the crisis negotiation team a new primary device for conducting negotiations. The phone is capable of covertly providing Negotiators with the GPS location of the suspect along with live-streaming the phone's camera. The current system is approximately 15 years old and is unable to be repaired due to outdated technology. The new device stores all video, audio, and text messaging communication in a cloud-based evidence storage solution.</p> <p>CITY MANAGER'S COMMENTS: Approved</p>	

Notes:	Infrared Illuminator and Laser
<p>\$31,000 for a one-time purchase of (8) infrared illuminator and laser aiming devices. Currently, the SWAT Team lacks the equipment necessary to effectively utilize entry rifles in a covert fashion with night vision goggles. This equipment will also allow the team to identify operational units without exposing officers to potential harm. This equipment will dramatically improve team capabilities in the dark and provide officers with a tool to enhance safety.</p> <p>CITY MANAGER'S COMMENTS: Approved</p>	

Notes:	Thermal Imaging Drone
<p>\$19,500 Thermal imaging drone</p> <p>The addition of a drone capable of thermal imaging, mapping, and visible imagery will assist in search and rescue operations as well as crime scene and accident photography. While our current equipment does have thermal imaging, its' use is limited to low altitudes and has low resolution. The Drone Unit has successfully located fleeing felons and runaway children on several occasions. Drone operators have assisted other agencies with large area searches, documented fatality accidents, and provided crowd observation for large city events.</p> <p>CITY MANAGER'S COMMENTS: Approved</p>	

<i>CAPITAL Totals</i>	66,276	56,950	212,950	90,500
-----------------------	--------	--------	---------	--------

SEIZED FUNDS - NARCOTICS Totals	120,936	66,950	244,450	114,000
--	----------------	---------------	----------------	----------------



City of Rockwall
The New Horizon

**CITY OF ROCKWALL
MEMORANDUM**

TO: Mary Smith, City Manager
FROM: Shawn Yerks, Director of Human Resources
CC: Joey Boyd, Asst. City Manager
DATE: July 31, 2023
SUBJECT: City's Health & Welfare Programs

General Overview

The City of Rockwall has partnered with **Holmes Murphy** since January 2012 for broker and consultant services to ensure the City stays informed on local healthcare trends, vendor alternatives, expected cost projections, Healthcare Reform and other legal and legislative topics that impact the City's health plan. In January of 2017, the City changed third-party administrators for administration of the health plan from Group & Pension Administrators, Inc. (GPA) to **Cigna**. The results show that this was a prudent decision due to improved network access, provider discounts, medical management, improved Pharmacy contract, and lower overall administrative fees.

Health Care Cost Summary

As the table below indicates, like other Employers the City has experienced a continued rise in healthcare claims and costs since the 2014 plan year, but overall claims costs have decreased since the move to Cigna due to improved network access and discounts. Based on paid claims through June 2023, it is projected that the 2023 claim expense will be higher than the 2022 expenses indicated below, due primarily to higher than usual large claims. For the last 12 months, there have been twelve (12) claims that were paid which were in excess of \$25,000, including 5 which were over \$200,000. The City purchases Stop Loss insurance from Cigna annually that reimburses the City for any individual claim that exceeds \$105,000 in any plan year. This insurance helps to manage volatility from the large claims which are cyclical each year.

History of Claims Cost:

Cal. Year	Claims Cost	Annual Cost PEPY	# of EEs @ YR End
2014	\$2,425,875	\$10,279	236
2015	\$2,914,258	\$12,143	240
2016	\$2,889,527	\$12,040	240
2017	\$2,143,055	\$8,607	249
2018	\$2,000,568	\$8,099	247
2019	\$1,793,897	\$6,795	269
2020	\$1,632,063	\$6,000	274
2021	\$1,933,245	\$6,783	288
2022	\$2,177,851	\$7,484	299

Prescription Benefits Plan

The table below shows that the City of Rockwall's prescription claims increased significantly in 2016. For the last two (2) Plan years, the costs per year have average \$842K which is an +11% increase when compared to the average annual costs for 2019 & 2020. Some of this is due to increased headcount (see Health Care Employees covered). Overall, Pharmacy costs and increases have outpaced other medical related expenses since these benefits were not impacted by Covid-related shutdowns, or deferred services during the Pandemic. The normative benchmark for Pharmacy trend for 2022-23 is currently between +8% to 12% for the next plan year, driven primarily from new expensive Specialty Drugs. Cigna is working to lower this trend through its Prescription Drug Formulary which incentivizes members to try alternate

lower costs drugs first, prior to selecting the more costly prescription alternative. Worth noting is that the City's historical Pharmacy trend Per Employee Per Month (PEPM) has been +3.5% since 2019 which is lower than other local Employers.

PLAN YEAR	RX EXPENSE PAID	% INCREASE/DECREASE
2014	\$624,073	+21.5%
2015	\$594,363	-5%
2016	\$741,688	+24.8%
2017	\$662,776	-10.6%
2018	\$662,906	0.0%
2019	\$698,900	+5.0%
2020	\$787,121	+12.6%
2021	\$894,567	+12.2%
2022	\$790,052	-11.7%

Note: Claims cost does not include Admin Fees.

Administrative Fees

The City also pays administrative fees to Cigna to administer the Medical, Pharmacy, Dental and Vision benefits. As mentioned before, the City purchases Stop Loss Insurance to protect it against large claims, which are included in the below administrative fees.

For 2023, the estimated fees paid annually to Cigna for these services based on current covered employees is:

- *Cigna Administrative fees: \$862,705*

Stop Loss insurance premiums for large individual claims continues to be one of the biggest challenges that all employers face due to the inherent uncertainty of these claims, the fact that employers now have unlimited Lifetime Maximums, and that few carriers are in the market to insure these claims. Municipal employers have additional challenges due to the presence of certain high-risk employee groups and potential retirees.

Healthcare Reform

The City also pays fees related to the *Affordable Care Act (Healthcare Reform)*, which is required for all employers, public and private.

For 2023, the actual fees paid were, based on 2022 enrollment:

- *Patient Centered Outcomes Research Institute (PCORI) Fee - \$1,582 annually.*

These fees were budgeted in the 2023 funding rates, but paid in July of 2023.

Pre-65 Retiree Insurance

Texas Municipal Employers are required to offer coverage to their Pre-65 retirees in accordance with Local Government Code 175. Employers can require retirees to pay for this coverage, and/or provide some subsidy to pay for coverage. In the recent past, the City provided equivalent coverage to our early Retirees through the Texas Municipal League (TML) via Fully Insured options. In November of 2022 the City was informed by TML that this program would no longer be available to our early Retirees. As a result of this last minute notice, the City decided to provide access for these employees to the current Self-funded plan that is available to Active employees.

Due to risk of these Retirees (higher claims costs) there are very limited options available to employers for this group. Because of this, most Texas Municipal employers are focusing on improving engagement of this group of former employees, including making them aware of external marketplace alternatives which could save them money.

SUMMARY OF OPERATIONS

Fund

31 Employee Benefits

	Actual 21-22	Budgeted 22-23	Amended 22-23	Adopted 23-24
Total Revenues	1,141,936	1,046,000	1,326,000	1,072,000
Total Expenditures	4,992,997	4,611,500	5,025,500	4,995,500
Operating Income (Loss)	(3,851,061)	(3,565,500)	(3,699,500)	(3,923,500)
Non-Operating Revenues	13,684	2,500	42,500	30,000
Non-Operating Income (Loss)	13,684	2,500	42,500	30,000
Net Income (Loss) Before Transfers	(3,837,377)	(3,563,000)	(3,657,000)	(3,893,500)
Net Transfers In (Out)	3,670,000	3,670,000	3,670,000	3,950,000
Net Income (Loss)	(167,377)	107,000	13,000	56,500
Retained Earnings - Beginning	904,494	1,234,494	737,117	750,117
Retained Earnings - Ending	737,117	1,341,494	750,117	806,617

SUMMARY OF REVENUES

Fund

31 Employee Benefits

Account	Description	Actual 21-22	Budgeted 22-23	Amended 22-23	Adopted 23-24
Operating Revenues					
4019	Miscellaneous (REDC)	21,498	21,000	21,000	32,000
4840	Retiree Premiums	53,040	40,000	40,000	40,000
4850	Employee Contributions	978,559	965,000	980,000	980,000
4860	Stop Loss Reimbursements	88,839	20,000	285,000	20,000
Total Operating Revenues		1,141,936	1,046,000	1,326,000	1,072,000
Non-Operating Revenues					
4001	Interest Earnings	13,684	2,500	42,500	30,000
Total Non-Operating Revenues		13,684	2,500	42,500	30,000
Total Revenues		1,155,620	1,048,500	1,368,500	1,102,000

SUMMARY OF OPERATING TRANSFERS

Fund

31 Employee Benefits

	Actual 21-22	Budgeted 22-23	Amended 22-23	Adopted 23-24
Operating Transfers In				
From General Fund	2,750,000	2,750,000	2,750,000	3,000,000
From Water & Sewer Fund	920,000	920,000	920,000	950,000
Total Operating Transfers In	3,670,000	3,670,000	3,670,000	3,950,000
Operating Transfers Out				
To Workers Compensation Fund	-	-	-	-
Total Operating Transfers Out	-	-	-	-
Net Operating Transfers In (Out)	3,670,000	3,670,000	3,670,000	3,950,000

SUMMARY OF EXPENSES

Fund

31 Employee Benefits

	Actual 21-22	Budgeted 22-23	Amended 22-23	Adopted 23-24
Operating Expenses				
Operations	4,992,997	4,611,500	5,025,500	4,995,500
Total Expenditures	4,992,997	4,611,500	5,025,500	4,995,500

Fund
31 Employee Benefits

ACCOUNT	2022 Actual Expense	2023 Adopted Budget	2023 Amended Budget	2024 Manager Approved
40 Operational				
422 EMPLOYEE ACTIVITIES	14,177	45,000	45,000	45,000
440 ADMINISTRATION FEES	183,813	185,000	185,000	185,000
441 REINSURANCE PREMIUMS	648,153	725,500	785,500	785,500
442 PAID HEALTH CLAIMS	3,960,230	3,450,000	3,950,000	3,950,000
443 LIFE INSURANCE PREMIUMS	28,618	26,000	30,000	30,000
448 RETIREE INSURANCE PREMIUMS	158,006	180,000	30,000	0
Operational TOTAL :	4,992,997	4,611,500	5,025,500	4,995,500
Employee Benefits TOTAL :	4,992,997	4,611,500	5,025,500	4,995,500



**CITY OF ROCKWALL
MEMORANDUM**

TO: Mary Smith, City Manager
FROM: Shawn Yerks, Director of Human Resources
CC: Joey Boyd, Asst. City Manager
DATE: July 31, 2023
SUBJECT: Employee Safety Program

In 1990, the City issued Certificates of Obligation for \$2,000,000 to fund a self-insured workers' compensation program. The bond issue was paid off in August 2000. Claims processing is managed by the Texas Municipal League with the City paying deductible expenses up to \$100,000 per occurrence, with an aggregate exposure of \$300,000.

The City's self-funded Risk Management Program includes many components that have worked well together over the past several years to ensure and promote a safe work environment for all our employees. These include: *job placement assessments, drug/alcohol testing, job evaluation & site assessments, job specific safety training, incident investigation and reporting, workplace inspections, risk assessments and analysis* conducted by TMLIRP.

The HR staff reviews the claims data to identify potential trends in the following areas: *types of injuries, injuries occurring within certain job classifications, injuries resulting from types of equipment or specific job tasks, severity of claims, number of "days lost", and costs*. In addition, employees are encouraged to report *incidents without injuries* to assist in tracking and identifying potential safety hazards that can be corrected pro-actively.

The *reportable incidents* have decreased from 91 to 41, the *number of days away from work* decreased from 362 to 131 and the *days on restricted or light duty* have increased from 139 to 297. Most of the total days for *restricted or light duty* are due to three cases in the Police department. Please be advised the numbers for FY22/23 will change due to not having the full FY23 data. This data was current as of July 31, 2023.

This year's payments are in most part attributable to three significant claims in FY2022 for which payments are being finalized in FY2023. The data fully supports the recommendation to fund the safety incentive to employees.

Fiscal Year	Total # of EE Receiving A Pay Check	Reportable Incidents	Non-Reportable Incidents	Total Days Away From Work	Indemnity Incurred	Total Days Restricted Duty (Light Duty)	Medical Costs Incurred	Sum of Expense Incurred	Total Loss for Rockwall
17/18	302	25	65	87	\$ 47,788	297	\$ 60,248	\$ 6,387	\$ 114,423
18/19	345	32	32	50	\$ 22,724	222	\$ 55,063	\$ 6,508	\$ 84,295
19/20	334	52	27	75	\$ 43,570	218	\$ 44,617	\$ 5,970	\$ 94,157
20/21	371	59	46	240	\$ 89,494	55	\$ 88,920	\$ 18,921	\$ 197,335
21/22	386	91	34	362	\$ 137,301	139	\$ 190,413	\$ 9,849	\$ 337,563
*22/23	393	41	13	131	\$ 55,792	297	\$ 77,711	\$ 4,147	\$ 137,650

The City has achieved great results over the majority of the past 25 years in managing claim costs.

SUMMARY OF OPERATIONS

Fund

32 Worker's Compensation

	Actual 21-22	Budgeted 22-23	Amended 22-23	Adopted 23-24
Non-Operating Revenues	6,296	1,000	16,000	16,000
Operating Expenses	181,880	302,950	499,300	331,200
Operating Income (Loss)	(175,584)	(301,950)	(483,300)	(315,200)
Net Transfers In (Out)	265,000	290,000	290,000	325,000
Net Income (Loss)	89,416	(11,950)	(193,300)	9,800
Retained Earnings - Beginning	544,827	530,577	634,243	440,943
Retained Earnings - Ending	634,243	518,627	440,943	450,743

SUMMARY OF REVENUES

Fund

32 Worker's Compensation

Account	Description	Actual 21-22	Budgeted 22-23	Amended 22-23	Adopted 23-24
Non-Operating Revenues					
4001	Interest Earnings	5,796	500	15,500	15,500
4019	Miscellaneous	500	500	500	500
Total Non-Operating Revenues		6,296	1,000	16,000	16,000
Total Revenues		6,296	1,000	16,000	16,000

SUMMARY OF OPERATING TRANSFERS

Fund

32 Worker's Compensation

	Actual 21-22	Budgeted 22-23	Amended 22-23	Adopted 23-24
Operating Transfers In				
From General Fund	200,000	225,000	225,000	250,000
From Water & Sewer Fund	65,000	65,000	65,000	75,000
Net Operating Transfers In (Out)	265,000	290,000	290,000	325,000

SUMMARY OF EXPENSES

Fund

32 Worker's Compensation

	Actual 21-22	Budgeted 22-23	Amended 22-23	Adopted 23-24
Operational	181,880	302,950	499,300	331,200
Total Operating Expenses	181,880	302,950	499,300	331,200
Total Expenditures	181,880	302,950	499,300	331,200

Fund
32 Worker's Compensation

ACCOUNT	2022 Actual Expense	2023 Adopted Budget	2023 Amended Budget	2024 Manager Approved
40 Operational				
431 SAFETY TRAINING	(11,912)	1,000	1,000	1,000
440 ADMINISTRATION FEES	57,373	77,950	99,300	106,200
444 PAID LOSSES	42,459	125,000	300,000	125,000
446 SAFETY INCENTIVES	91,372	94,000	94,000	94,000
447 DRUG TESTING	2,588	5,000	5,000	5,000
Operational TOTAL:	181,880	302,950	499,300	331,200
Worker's Compensation TOTAL:	181,880	302,950	499,300	331,200



City of Rockwall
The New Horizon

MEMORANDUM

TO: Mary Smith, City Manager

FROM: Jeffrey Widmer, Director of Building Inspections and Code Enforcement

DATE: July 31, 2023

SUBJECT: Population Estimates

COG reported our 1/1/2023 population as 51,054. In keeping with adopted policy, we have calculated the population estimate for 1/1/2024. We averaged 16 single-family permits per month from 1/1/23 – 6/30/23. Typically, we have taken a conservative approach and assumed we will continue to issue the same average number of permits for the remainder of the calendar year. Using this premise, we will estimate year-end to be about 192 single-family homes completed. COG recognizes 2.883 residents per single-family dwelling and an occupancy factor of .945 in the City of Rockwall. We added 491 multi-family units in 2022 and expect to see 591 completed in 2023 since a couple of the current projects will still be under construction and not ready for occupancy. COG recognizes 2.014 residents per multi-family unit with an occupancy rate of .934.

Population projections will be recalculated when the final census numbers are available late this year.

1/1/23 COG Population Estimate	51,054	
180 X 2.883 X .945 =	523	Single family
293 X 2.014 X .934 =	<u>551</u>	Multi-family
1/1/24 Population Estimate	52,128	

Using this methodology the City 1/1/2024 population may be 52,128

Budget History

	2011-12	2012-13	2013-14	2014-15	2015-16	2016-17	2017-18	2018-19	2019-20	2020-21	2021-22	2022-23	2023-24
Records													
(Transitioned from Poi-Admin and CID beginning FY 06-07)													
Personnel Sgt	---	---	---	---	1	1	1	1	1	1	1	1	1
Computer Manager	1	1	1	1	1	1	1	1	1	1	1	---	---
Network Technician	1	1	1	1	1	1	1	1	1	1	1	---	---
Records/Property Mgr.	1	1	1	1	---	---	---	---	---	---	---	---	---
Records Clerk	2	2	2	2	3	3	3	3	3	3	3	3	3
	5	5	5	5	6	6	6	6	6	6	6	4	4
POLICE DEPT TOTALS	92.50	97.00	100.50	100.50	103.00	104.00	105.00	108.00	109.00	109.00	117.00	120.00	123.00
Sworn	72.00	76.00	78.00	78.00	79.00	81.00	82.00	84.00	85.00	85.00	92.00	95.00	97.00
Planning													
Director	1	1	1	1	1	1	1	1	1	1	1	1	1
Senior Planner					1	1	1	1	1	1	---	---	1
Planner	2	2	1	1	1	1	1	1	---	---	2	2	1
P&Z Manager	1	---	1	1	---	---	---	1	1	1	---	---	---
GIS Coordinator/Supv	1	1	1	1	1	1	1	1	1	1	1	1	1
Main Street Manager	1	1	---	---	---	---	---	---	---	---	---	---	---
Planning/Zoning Coord.	1	---	---	1	1	1	1	1	1	1	1	1	1
GIS Analyst	---	---	---	---	---	---	---	---	---	---	1	1	1
GIS Technician	---	1	1	1	1	2	2	2	2	2	1	1	1
Planning Technician	---	1	1	---	---	---	---	---	---	---	---	1	1
	7	7	6	6	6	7	7	8	7	7	7	8	8
Neighborhood Improvement													
Code Enforcement Supv.	1	1	1	1	1	1	1	1	1	1	1	1	1
Code Enforcement Officer	4.5	4.5	3	3	3	3	3	3	3	3	3	3	3
Code Enforcement Coord.	1	1	1	1	1	1	1	1	1	1	1	1	1
	6.5	6.5	5	5	5	5	5	5	5	5	5	5	5
Inspections													
Director Bldg Insp/Code Enf	1	1	---	---	---	---	---	---	---	---	---	---	---
Building Official	---	---	1	1	1	1	1	1	1	1	1	1	1
Building Inspection Supv.	---	---	---	1	1	1	1	1	1	1	1	1	1
Plans Examiner	1	1	1	1	1	1	1	1	1	1	1	1	1
Building Inspector	4	4	4	3	3	3	3	3	3	3	3	3	3
Permit Technician	2	2	2	2	2	2	2	2	2	2	2	2	2
	8	8	8	8	8	8	8	8	8	8	8	8	8
Parks													
Superintendent	1	1	1	1	1	1	1	1	1	1	1	1	1
Field Supervisor	---	---	---	---	---	1	1	1	1	1	1	1	1
Crew Leader	4	4	3	3	3	2	2	3	3	4	4	4	4
Equip. Operator	3	3	4	4	4	4	4	3	3	2	2	2	2
Irrigaton Tech	1	1	1	1	1	1	1	1	1	1	1	1	1
Maint. Worker	9	9	9	10	10	10	10	10	14	14	14	14	14
	18	18	18	19	19	19	19	19	23	23	23	23	23
Harbor													
Crew Leader	1	1	1	1	1	1	1	1	1	1	1	1	1
Maint. Worker	1	1	1	1	1	1	1	1	1	1	1	1	3
	2	2	2	2	2	2	2	2	2	2	2	2	4
Recreation													
Director	1	---	---	---	---	---	1	1	1	1	1	1	1
Recreation Superintendent	1	1	1	1	1	1	1	1	1	1	1	1	1
PARD Manager	1	1	1	1	1	1	---	---	---	---	---	---	---
Athletics & Special Program	---	---	1	1	1	1	1	1	1	1	1	1	1
Special Events Supervisor	---	---	---	---	---	---	---	---	---	---	1	1	1
Recreation Coordinator	1	1	1	1	1	1	1	1	1	1	1	1	2
Secretary	1	1	1	1	1	1	1	1	1	1	1	1	1
Recreation Assistant	1	1	1	1	1	1	1	1	1	1	1	1	1
	6	5	6	6	6	6	6	6	6	6	7	7	8

Budget History

	2011-12	2012-13	2013-14	2014-15	2015-16	2016-17	2017-18	2018-19	2019-20	2020-21	2021-22	2022-23	2023-24
Animal Services													
Supervisor	1	---	---	---	---	---	---	---	---	---	---	---	---
Crew Leader	---	1	1	1	1	1	1	1	1	1	1	1	1
Officer	5	2	2	2	2	2	2	2	2	2	2	2	2
Shelter Attendant	2	---	---	---	---	---	---	---	---	---	---	---	---
	8	3	3	3	3	3	3	3	3	3	3	3	3
Streets													
Superintendent	1	1	1	1	1	1	1	1	1	1	1	1	1
Field Supervisor	---	---	---	---	---	1	1	2	2	2	2	2	2
Equip. Operator II	2	2	2	2	2	3	3	3	3	3	3	3	3
Equip. Operator I	1	1	1	1	1	---	---	---	---	---	---	---	---
Crew Leader	2	2	2	2	2	2	2	1	1	1	1	1	1
Streets & Drainage Coordin.	---	---	---	---	---	---	---	---	---	---	---	1	1
Special Operations Inspectc	---	---	---	---	---	---	---	---	---	---	1	1	1
Maint. Worker	5	5	3	3	3	3	3	3	3	3	3	3	3
Sign Technician	---	---	2	2	2	2	2	2	2	2	2	2	2
	11	11	11	11	11	12	12	12	12	12	13	14	14
Engineering													
Engineer/P.W. Director	1	1	1	1	1	1	1	1	1	1	1	1	1
Assistant City Engineer	---	1	1	1	1	1	---	---	---	---	1	1	1
Civil Engineer	---	---	1	1	1	1	2	2	2	2	1	1	1
Engineer II	2	1	---	---	---	---	---	---	---	---	---	---	---
Technician/Designer	1	1	1	1	1	---	---	---	---	---	---	---	---
Constuction Insp Supervis	---	---	---	---	---	---	---	---	---	---	---	1	1
Dev. Serv. Coord.	1	1	1	1	1	1	1	1	1	1	1	1	1
Inspector	5	5	5	5	5	5	5	5	5	5	5	4	4
	10	10	10	10	10	9	9	9	9	9	9	9	9
Total General Fund	219	220.50	228.50	232.50	236.50	241.50	242.50	254.50	260.50	260.50	281.50	286.50	292.50

Budget History

	2011-12	2012-13	2013-14	2014-15	2015-16	2016-17	2017-18	2018-19	2019-20	2020-21	2021-22	2022-23	2023-24
Water and Sewer Fund													
Utility Billing													
Util. Billing Supervisor	1	1	1	1	1	1	1	1	1	1	1	1	1
Field Supervisor	---	---	---	---	---	1	1	1	1	1	1	1	1
Billing Clerk/Cust.Serv.Rep.	1	1	1	1	1	1	1	1	1	1	1	1	1
Cashier/Cust.Serv.Rep.	1	1	2	2	2	2	2	2	2	2	2	2	2
Meter Reader	4	4	4	4	4	3	3	3	3	3	4	4	4
Cashier/AP Clerk	1	1	---	---	---	---	---	---	---	---	---	---	---
	8	8	8	8	8	8	8	8	8	8	9	9	9
Water Operations													
Water/WW Manager	1	1	1	1	1	1	1	1	1	1	1	1	1
Superintendent	---	---	---	---	---	---	---	---	---	---	---	---	---
Operations Mgr/Field Super	1	1	1	1	1	1	1	1	1	1	1	1	1
Sr. Production Technician	---	---	---	1	1	1	1	1	1	1	1	1	1
Production Technician II	1	1	1	---	---	---	---	---	---	---	---	---	---
Production Technician I	1	1	1	1	1	1	1	2	2	2	2	2	2
Equip.Operator	1	1	1	1	1	1	1	1	2	2	2	2	2
Crew Leader	1	1	1	1	1	1	2	2	2	2	2	2	2
Fire Hydration Tech	2	2	2	2	2	2	2	2	2	2	2	2	2
Maint. Worker	5	4	4	4	4	4	4	4	4	4	4	4	4
Meter Technician	---	---	---	---	---	---	---	---	---	---	---	---	---
Backflow Prev. Coord.	---	---	---	---	---	---	---	---	---	---	---	---	---
Water Quality Tech	1	1	1	1	1	2	2	2	2	2	2	2	2
Public Works Coord	1	1	1	1	1	1	1	1	1	1	1	1	1
Conservation Coord	1	---	---	---	---	---	---	---	---	---	---	---	---
	16	14	14	14	14	15	16	17	18	18	18	18	18
Sewer Operation													
Operations Mgr/Field Super	1	1	1	1	1	1	1	1	1	1	1	1	1
Production Tech Field Supe	1	1	1	1	1	1	1	1	1	1	1	1	1
Production Technician III	2	2	2	2	2	2	2	3	3	3	3	3	3
Equip. Operator II	1	1	1	1	1	2	2	2	2	2	2	2	2
Crew Leader	1	1	1	1	1	2	2	2	2	2	2	2	2
Maint. Worker	6	5	5	4	4	4	4	5	5	5	5	5	5
FOG Agent	---	---	---	---	---	---	1	1	1	1	1	1	1
Infiltration Tech.	1	1	1	1	1	1	1	1	1	1	1	1	1
	13	12	12	11	11	13	14	16	16	16	16	16	16
Total Water/Sewer	37	34	34	33	33	36	38	41	42	42	43	43	43
Special Crimes Unit													
Sergeant	---	---	---	---	---	---	---	---	---	---	---	---	---
Patrol Officer	---	---	---	---	---	---	---	---	---	---	---	---	---
Total Special Crimes Unit	---	---	---	---	---	---	---	---	---	---	---	---	---
Total Employees	256.00	254.50	262.50	265.50	269.50	277.50	280.50	295.50	302.50	302.50	324.50	329.50	335.50